


FAST™ Program 2010

Festo Assured Shipping Time

FESTO



A complete line of automation components available when you need them!

With **Next Day** and **3 Day** availability of 1000's of Festo automation components, the FAST program enables designers and manufacturers to:







- gain access to a wide selection of inch and metric products
- lower inventory costs
- reduce "time-to-market" for prototype and production equipment
- invest inventory savings and time savings in growing their business




For program details including complete catalog documentation, visit: www.festo.ca/fast







With the highest customer satisfaction ratings for more than five years...


Festo expands the FAST program in 2010!

Pneumatic Cylinders and Actuators



Piston Rod Cylinders			Lead Time *	
Inch Series			Next Day	3 Days
DSNU Double Acting Round Cylinder		<ul style="list-style-type: none"> Diameter (in) Max Stroke (in) Stroke (in) 	5/16...1 12 Standard	5/16...1 12 Custom
DNA Double Acting NFPA Cylinder		<ul style="list-style-type: none"> Diameter (in) Max Stroke (in) Stroke (in) 	n/a	1 1/2...5 80 Custom
ADN Double Acting Compact Cylinder		<ul style="list-style-type: none"> Diameter (in) Max Stroke (in) Stroke (in) 	1/2...2 3 Standard	1/2...2 16 Custom
Metric Series			Next Day	3 Days
DSNU Double Acting ISO 6432 Cylinder		<ul style="list-style-type: none"> Diameter (mm) Max Stroke (mm) Stroke (mm) 	8...25 300 Standard	8...25 500 Custom
DNC Double Acting ISO 15552 Cylinder		<ul style="list-style-type: none"> Diameter (mm) Max Stroke (mm) Stroke (mm) 	32...63 200 Standard	32...63 2000 Custom
ADN Double Acting Compact Cylinder		<ul style="list-style-type: none"> Diameter (mm) Max Stroke (mm) Stroke (mm) 	12...50 80 Standard	12...50 400 Custom


Guided Piston Rod Actuators			Lead Time *	
Inch Series			Next Day	3 Days
DGSL Double Acting Ball Bearing Guided Cylinder		<ul style="list-style-type: none"> Diameter (mm) Max Stroke (mm) Stroke (mm) 	n/a	10...25 200 Standard
Metric Series			Next Day	3 Days
DGSL Double Acting Ball Bearing Guided Cylinder		<ul style="list-style-type: none"> Diameter (mm) Max Stroke (mm) Stroke (mm) 	n/a	4...25 200 Standard
DFM-GF Double Acting Plain Bearing Guided Cylinder		<ul style="list-style-type: none"> Diameter (mm) Max Stroke (mm) Stroke (mm) 	12...63 200 Standard	n/a







Rodless Actuators			Lead Time *	
Inch Series			Next Day	3 Days
DGC-G Double Acting Linear Actuator		<ul style="list-style-type: none"> Diameter (in) Max Stroke (in) Stroke (in) 	n/a	1 1/16...2 1/2 118 Standard
DGC-KF Double Acting Ball Bearing Guided Actuator		<ul style="list-style-type: none"> Diameter (in) Max Stroke (in) Stroke (in) 	n/a	1 1/16...2 1/2 118 Standard
DGC-GF Double Acting Plain Bearing Guided Actuator		<ul style="list-style-type: none"> Diameter (in) Max Stroke (in) Stroke (in) 	n/a	1 1/16...2 1/2 118 Standard
Metric Series			Next Day	3 Days
DGC-G Double Acting Linear Actuator		<ul style="list-style-type: none"> Diameter (mm) Max Stroke (mm) Stroke (mm) 	n/a	18...63 3000 Custom
DGC-KF Double Acting Ball Bearing Guided Actuator		<ul style="list-style-type: none"> Diameter (mm) Max Stroke (mm) Stroke (mm) 	n/a	18...63 3000 Custom
DGC-GF Double Acting Plain Bearing Guided Actuator		<ul style="list-style-type: none"> Diameter (mm) Max Stroke (mm) Stroke (mm) 	n/a	18...63 3000 Custom

Rotary Actuators			Lead Time *	
Metric Series			Next Day	3 Days
DSM-B Double Acting Adjustable Angle Rotary Actuator		<ul style="list-style-type: none"> Diameter (mm) Max Rotation Angle Max Torque (Nm) 	12...40 270° 20	n/a

Pneumatic Valves and Valve Manifolds

Manual/Mechanical Valves			Lead Time *	
Inch Series			Next Day	3 Days
VHER-AH Metal Hand Valve		<ul style="list-style-type: none"> Valve Port (NPT) Max Flow (Cv) Max Pressure (psi) 	1/8, 1/4, 1/2 4.3 150	n/a
Metric Series			Next Day	3 Days
VHER-AH Metal Hand Valve		<ul style="list-style-type: none"> Port (G thread) Max Flow (L/min) Max Pressure (bar) 	1/8, 1/4, 1/2 4300 10	n/a



Stand Alone Valves			Lead Time *	
Metric Series			Next Day	3 Days
CPE		<ul style="list-style-type: none"> Valve Width (mm) Max Flow (L/min) Pressure Range (bar) 	10, 14 900 -0.9...10	n/a



Valve Manifolds			Lead Time *	
Inch Series			Next Day	3 Days
CPE-PRS In-line Manifold		<ul style="list-style-type: none"> Valve Size (mm) Max Flow (Cv) Pressure Range (psi) 	10, 14	10, 14 0.9 Vac to 150
VTSA Plug-in Manifold		<ul style="list-style-type: none"> Valve Width (mm) Max Flow (Cv) Pressure Range (psi) 	n/a	18, 26, 42 1.5 Vac to 150
Metric Series			Next Day	3 Days
CPE-PRS In-line Manifold		<ul style="list-style-type: none"> Valve Size (mm) Max Flow (L/min) Pressure Range (bar) 	10, 14 900 -0.9...10	n/a
CPV		<ul style="list-style-type: none"> Valve Width (mm) Max Flow (L/min) Pressure Range (bar) 	n/a	10, 14 800 -0.9...10
MPA		<ul style="list-style-type: none"> Valve Width (mm) Max Flow (L/min) Pressure Range (bar) 	n/a	10, 20 700 -0.9...10
VTSA Plug-in Manifold		<ul style="list-style-type: none"> Valve Width (mm) Max Flow (L/min) Pressure Range (bar) 	n/a	18, 26, 42 1500 -0.9...10






Sensors







Sensors			Lead Time
Pressure Sensors and Vacuum Sensors			Lead Time
PEV Pressure Switch		<ul style="list-style-type: none"> Dry Contact 0...250VDC, 0...250VAC Pressure: 1...12 bar 	Next Day
SDE5 Pressure Switch		<ul style="list-style-type: none"> "Teach-in" Function 15...30VDC 0...10 bar, 0...-1 bar 	Next Day
SDE1 Pressure Sensor		<ul style="list-style-type: none"> Digital: PNP Analog: 0...10V Pressure: 0...10 bar 	Next Day
SPAB Pressure Sensor		<ul style="list-style-type: none"> Digital: PNP, NPN Analog: 1...5V Pressure: -1...1, 0...10 bar 	Next Day
Actuator Feedback			Lead Time
SME-8M Reed T-Slot Sensors		<ul style="list-style-type: none"> Output: Contact, Bipolar 5...30VDC IP65/IP68 	Next Day
SMT-8M Electronic T-Slot Sensors		<ul style="list-style-type: none"> Output: PNP, NPN 10...30VDC IP65/IP68 	Next Day
SMAT-8E Position Transmitter		<ul style="list-style-type: none"> Measuring Range: 50mm Repeatability: 0.1mm Output: 0...10V, 4...20mA 	Next Day
SMAT-8M Position Transmitter		<ul style="list-style-type: none"> Measuring Range: 40mm Repeatability: 0.1mm Output: 0...10V 	Next Day



Air Preparation Units







Filter/Regulator-Lubricators			Lead Time *	
Inch Series			Next Day	3 Days
D-Series, FRC Filter/Regulator-Lubricator Combo		<ul style="list-style-type: none"> Pressure: 103psi, 176psi Flow: 25...307scfm Port: 1/8 NPT...1NPT 	n/a	Manual or Automatic Bowl Drain
Metric Series			Next Day	3 Days
D-Series, FRC Filter/Regulator-Lubricator Combo		<ul style="list-style-type: none"> Pressure: 7 bar, 12 bar Flow: 700...8700 L/min Port: G1/8...G1 	n/a	Manual or Automatic Bowl Drain



Filter Regulators			Lead Time *	
Inch Series			Next Day	3 Days
D-Series, LFR Filter/Regulator		<ul style="list-style-type: none"> 103psi, 40 µm 176psi, 40 µm, 5 µm Flow: 14...388 scfm 	Without Port Blocks	With Port Blocks
Metric Series			Next Day	3 Days
D-Series, LFR Filter/Regulator		<ul style="list-style-type: none"> 7 bar, 40 µm 12 bar, 40 µm, 5 µm Flow: 410...11,000 L/min 	Without Port Blocks	With Port Blocks

Pressure Regulators and Accessories			Lead Time *	
Inch Series			Next Day	3 Days
D-Series, LR Pressure Regulator		<ul style="list-style-type: none"> Pressure: 103psi, 176psi Flow: 28...440 scfm Port: 1/8NPT...1NPT 	Without Port Blocks	With Port Blocks
D-Series, MA Pressure Gauge		<ul style="list-style-type: none"> 27 mm, M5 connection 40 mm, G1/8 connection 50 mm, G1/4. connection 	0...145psi 0...232psi	n/a
Metric Series			Next Day	3 Days
D-Series, LR Pressure Regulator		<ul style="list-style-type: none"> Pressure: 7bar, 12bar Flow: 120...12,500 L/min Port: M5, G1/8...G7 	Without Port Blocks	With Port Blocks
D-Series, LRB Pressure Reg. for Manifold Assembly		<ul style="list-style-type: none"> Pressure: 7bar, 12bar Flow: 1600...3800 L/min Port: G1/4, G3/8 	Without Port Blocks	With Port Blocks
D-Series, MA Pressure Gauge		<ul style="list-style-type: none"> 27 mm, M5 connection 40 mm, G1/8 connection 50 mm, G1/4 connection 	0...10bar 0...16bar	n/a





Filters			Lead Time *	
Inch Series			Next Day	3 Days
D-Series LF Standard Filters		<ul style="list-style-type: none"> 40 µm, 5 µm Flow: 6.0...187.2scfm Port: 1/8NPT...1NPT 	Without Port Blocks	With Port Blocks
D-Series LFMB Fine Filters		<ul style="list-style-type: none"> 1 µm Flow: 4.6...44.1scfm Port: 1/8NPT...1NPT 	Without Port Blocks	With Port Blocks
D-Series LFMA Micro Filter		<ul style="list-style-type: none"> 0.01 µm Flow: 4.6...44.1scfm Port: 1/8NPT...1NPT 	Without Port Blocks	With Port Blocks
Metric Series			Next Day	3 Days
D-Series LF Standard Filters		<ul style="list-style-type: none"> 40 µm, 5 µm Flow: 170...5300 L/min Port: M5, G1/8...G1 	Without Port Blocks	With Port Blocks
D-Series LFMB Fine Filters		<ul style="list-style-type: none"> 1 µm Flow: 130...1250 L/min Port: G1/8...G1 	Without Port Blocks	With Port Blocks
D-Series LFMA Micro Filter		<ul style="list-style-type: none"> 0.01 µm Flow: 130...1250 L/min Port: G1/8...G1 	Without Port Blocks	With Port Blocks

Lubricators			Lead Time *	
Inch Series			Next Day	3 Days
D-Series LOE Lubricator		<ul style="list-style-type: none"> Flow: 5.6...317.8scfm Port: 1/8NPT...1NPT Metal Bowl Guard 	Without Port blocks	With Port blocks
Metric Series			Next Day	3 Days
D-Series LOE Lubricator		<ul style="list-style-type: none"> Flow: 160...9000 L/min Port: M5, G1/8...G1 Metal Bowl Guard 	Without Port blocks	With Port blocks

On/Off Valves and Soft-start Valves			Lead Time *	
Inch Series			Next Day	3 Days
D-Series, HE Manual On/Off Valve		<ul style="list-style-type: none"> Flow: 35.3...229.5scfm Port: 1/8NPT...1NPT Rotary Knob with Detent 	Without Port Blocks	With Port Blocks
D-Series, HEE Electric On/Off Valve		<ul style="list-style-type: none"> Flow: 91.8...229.5scfm Port: 1/8NPT...1NPT 24VDC, 110VAC, 230VAC 	Without Port Blocks	With Port Blocks
D-Series, HEL Safety Soft-start		<ul style="list-style-type: none"> Flow: 35.3...229.5scfm Port: 1/8NPT...1NPT With/Without Check Valve 	Without Port Blocks	With Port Blocks
Metric Series			Next Day	3 Days
D-Series, HE Manual On/Off Valve		<ul style="list-style-type: none"> Flow: 1000...6500 L/min Port: G1/8...G1 Rotary Knob with Detent 	Without Port Blocks	With Port Blocks
D-Series, HEE Electric On/Off Valve		<ul style="list-style-type: none"> Flow: 1000...6500 L/min Port: G1/8...G1 24VDC, 110VAC, 230VAC 	Without Port Blocks	With Port Blocks
D-Series, HEL Safety Soft-start		<ul style="list-style-type: none"> Flow: 1000...6500 L/min Port: G1/8...G1 With/Without Check Valve 	Without Port Blocks	With Port Blocks

Distribution Blocks			Lead Time *	
Inch Series			Next Day	3 Days
D-Series, FRM With/Without Port Blocks		<ul style="list-style-type: none"> Flow: 7.5...706.3scfm Port: 1/8NPT...1NPT With/Without Check Valve 	Without Port Blocks	With Port Blocks
Metric Series			Next Day	3 Days
D-Series, FRM, FRZ With/Without Port Blocks		<ul style="list-style-type: none"> Flow: 210...20,000 L/min Port: M5, G1/8...G1 With/Without Check Valve 	Without Port Blocks	With Port Blocks

Fittings / Flow Controls / Tubing / Silencers

Fittings / Flow Controls / Tubing			Lead Time *	
Metric, Inch and Hybrid Series			Next Day	3 Days
QS, QB Fittings		<ul style="list-style-type: none"> Straight Elbow Te Y 	Next Day	
Metric and Inch Series			Next Day	3 Days
GRLA Flow Controls		<ul style="list-style-type: none"> M5, G¹/₈...G¹/₂ ³⁰/₃₂ UNF, ¹/₈ NPT...¹/₂ NPT 	Next Day	
PUN Tubing		<ul style="list-style-type: none"> 50 Meter Rolls 164 Ft. Rolls 	Next Day	
U, UC Silencers		<ul style="list-style-type: none"> M3, M5, M7, G¹/₈...G¹/₂ ¹/₈ NPT...¹/₂ NPT 	Next Day	

* Lead times shown are for standard configurations. For complete FAST Program conditions and specific qualifying part numbers, visit www.festo.ca/fast

Festo North America

Festo Regional Contact Center

5300 Explorer Drive
Mississauga, Ontario L4W 5G4
Canada

Canadian Customers:

Call: 1.877.GO.FESTO (1.877.463.3786)
Fax: 1.877.FX.FESTO (1.877.393.3786)
Email: festo.canada@ca.festo.com

USA Customers:

For ordering assistance,

Call: 1.800.99.FESTO (1.800.993.3786)
Fax: 1.800.96.FESTO (1.800.963.3786)
Email: customer.service@us.festo.com

For technical support,

Call: 1.866.GO.FESTO (1.866.463.3786)
Fax: 1.800.96.FESTO (1.800.963.3786)
Email: product.support@us.festo.com

USA Headquarters

Festo Corporation
395 Moreland Road
P.O. Box 18023
Hauppauge, NY 11788, USA
www.festo.com/us

USA Sales Offices

Appleton

North 922 Tower View Drive, Suite N
Greenville, WI 54942, USA

Boston

120 Presidential Way, Suite 330
Woburn, MA 01801, USA

Chicago

1441 East Business Center Drive
Mt. Prospect, IL 60056, USA

Dallas

1825 Lakeway Drive, Suite 600
Lewisville, TX 75057, USA

Detroit – Automotive Engineering Center

2601 Cambridge Court, Suite 320
Auburn Hills, MI 48326, USA

New York

395 Moreland Road
Hauppauge, NY 11788, USA

Silicon Valley

4935 Southfront Road, Suite F
Livermore, CA 94550, USA

Canada



Headquarters: Festo Inc., 5300 Explorer Drive, Mississauga, Ontario L4W 5G4
Phone: 1.905.624.9000; Fax: 1.905.624.9001;
Email: festo.canada@ca.festo.com www.festo.ca

United States



USA Headquarters, East: Festo Corp., 395 Moreland Road, Hauppauge, NY 11788
Phone: 1.631.435.0800; Fax: 1.631.435.8026;
Email: info@festo-usa.com www.festo.com/us

Mexico



Headquarters: Festo Pneumatic, S.A., Av. Ceylán 3, Col. Tequesquahuac,
54020 Tlalnepantla, Edo. de México
Phone: 011 52 [55] 53 21 66 00; Fax: 011 52 [55] 53 21 66 65;
Email: festo.mexico@mx.festo.com www.festo.com/mx

Central USA

Festo Corporation
1441 East Business
Center Drive
Mt. Prospect, IL 60056, USA
Phone: 1.847.759.2600
Fax: 1.847.768.9480



Western USA

Festo Corporation
4935 Southfront Road,
Suite F
Livermore, CA 94550, USA
Phone: 1.925.371.1099
Fax: 1.925.245.1286



Festo Worldwide

Argentina Australia Austria Belarus Belgium Brazil Bulgaria Canada Chile China Colombia Croatia Czech Republic Denmark Estonia Finland France Germany Great Britain Greece Hong Kong Hungary India Indonesia Iran Ireland Israel Italy Japan Latvia Lithuania Malaysia Mexico Netherlands New Zealand Norway Peru Philippines Poland Romania Russia Serbia Singapore Slovakia Slovenia South Africa South Korea Spain Sweden Switzerland Taiwan Thailand Turkey Ukraine United States Venezuela

www.festo.com