

Control cabinet solutions for the process industry

FESTO





Table of contents

Automation concepts – centralised or decentralised?	4
The concept: reap the benefits right from the start	8
Control cabinets for the pharmaceutical industry	10
Control cabinets for the food industry	11
Control cabinets for the water/wastewater treatment industry	12
Control cabinets for the chemical industry	13
Control cabinets for mining	14
Control cabinets for power engineering	15
Solutions for potentially explosive areas	16
More safety included: documentation	17
Bus technologies – an overview	18
All-in safety	20
Festo Didactic – competitive edge through knowledge	21
Products for the process industry	22
Check list: control cabinet	23
Check list: basic ATEX data	25



All advantages included – with control cabinet solutions from Festo

Build it yourself or have it built: it's your decision. But we can give you good reasons to decide in favour of "having it built".

Control cabinet solutions from Festo almost completely eliminate the complex working processes involved in the construction of a pneumatic sub-system. We construct, bolt, test and deliver pre-assembled control cabinets for the pneumatic actuation of your plant.

You concentrate on your core business and save time and money by as much as 50 %.

You will not have to plan your solution, order component parts or coordinate different suppliers.

You will not have to store parts, not even temporarily, or deliver them. Last but not least, you will not have to maintain an overview of often more than 200 component parts.

You will have one order, one date and one contact person so you can reduce purchasing costs, enhance process reliability and boost productivity – in a word, an all-inclusive offer.

We know that constructing and building production plants is highly complicated with many sub-contractors often working closely together. We coordinate all the partners who contribute to planning and building the pneumatic control cabinets for your project, thus relieving a lot of the pressure.

Additional benefits to you

- Punctual delivery of control cabinets to all recipients, even worldwide! Completely tested, of course, and to the familiar Festo quality standard.
- Whether you need one or several hundred control cabinets, Festo is always punctual and reliable.
- The uniform design of the control cabinet throughout the entire plant makes it easier to troubleshoot in the event of problems.

All in all,

a package that gives you a whole host of advantages.



Control cabinet solutions from Festo: convenient and cost-effective.

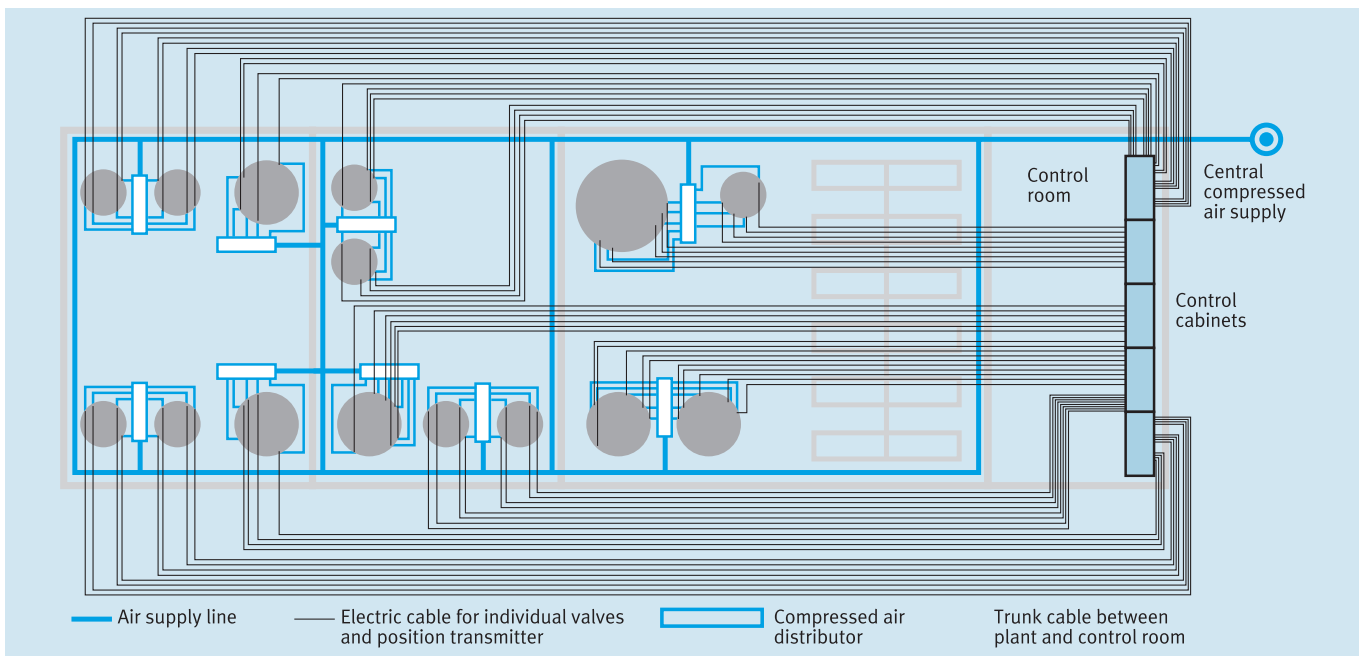


Automation concepts – centralised or decentralised?

A question of requirements!
Illustrated using the example of a process engineering plant.

Central configuration with individual valve technology
Individual solenoid valves are mounted directly on the pneumatic actuators of the process valves. For operation, each of these individual valves requires a supply port and an electrical signal for activation.

The compressed air supply is often designed as a loop system in which the tubes are guided to the individual valves via compressed air distributors. In addition, the electrical signals of the position transmitter have to be routed via trunk cables to the I/O cards of the process control system in the control room.

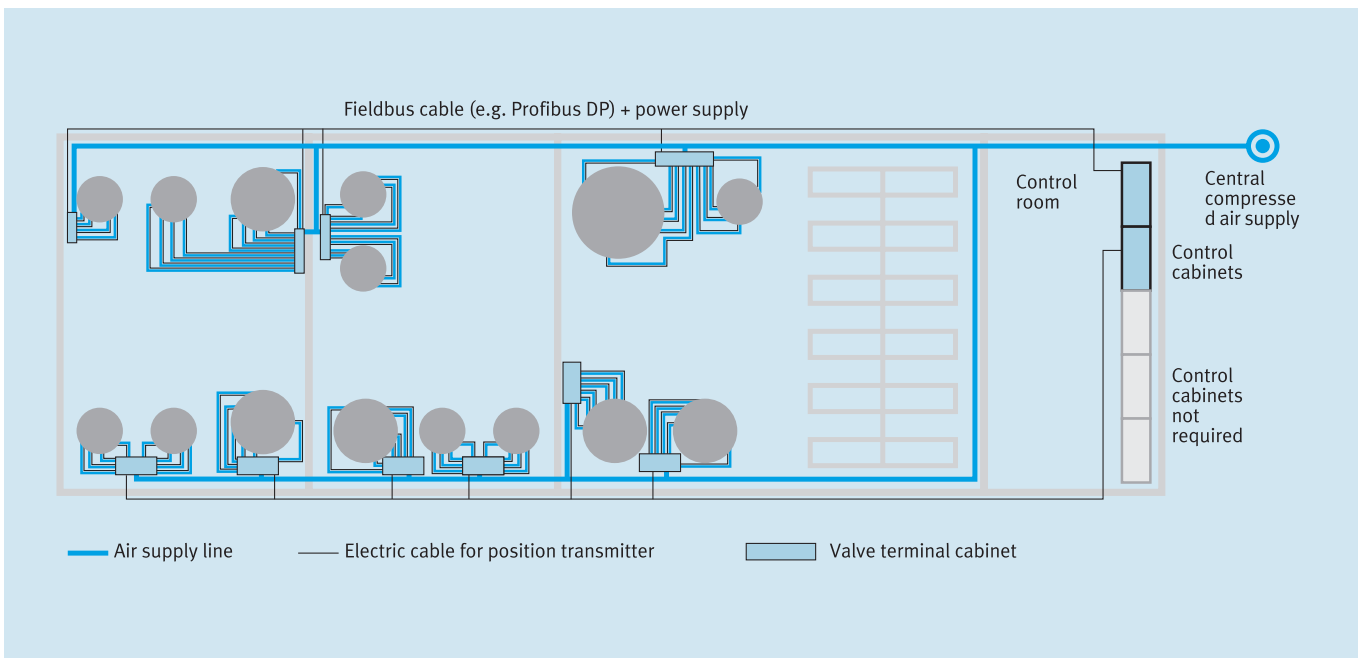




Decentralised configuration with valve terminals

In addition to the power cabinets in the control room, smaller cabinets are placed in a decentralised configuration in the plant. The remote I/Os installed inside them process the electrical signals while valve terminals activate the actuators pneumatically. Flexible tubing bridge the few meters that generally separate the actuators of the process valves.

The process control system is still centrally configured. It communicates with the remote I/Os and valve terminals by means of a continuous fieldbus line such as, for example, Profibus DP.





Automation concepts – centralised or decentralised?

A question of requirements!

That is the answer to your question on which automation concept is best for you.

Centralised concepts: process safety in focus

Companies that have to fulfil maximum safety requirements, as is usually the case in continuous processes in the chemical industry, often prefer to use central concepts. For them explosion protection, hardware and systematic safety integrity as per IEC 61508 (SIL) and other safety-relevant aspects such as access to all the hardware from one location are paramount – and justify the higher cost.

Decentralised concepts: faster, easier, resource-saving

In most cases, a decentralised concept is more appropriate. It is usually faster to implement and commission, it is easier and saves on resources at the same time. And our decentralised automation solutions are also absolutely safe.





Centralised design

Advantages

- Fast venting of the actuator during switch-off
- Access to entire control system hardware possible from one location

Disadvantages

- Complex installation of compressed air network
- Very complex wiring with increased risk of error
- Long cable lengths, thick trunk cables require a lot of space on cable trays
- High material costs for cabling
- Digital output modules required for actuation of valves
- Difficult, complex troubleshooting in the event of a fault
- Poor expandability

Decentralised design

Advantages

- Minimised cable runs and quantity of copper used
- Reduced installation time due to fewer cable connections
- Simplified pneumatic installation: compressed air network only has to be routed to the control cabinets in the field; process valves are connected to valve terminals by means of flexible, robust tubing
- Good expandability

- Distributed intelligence: control system can be integrated into valve terminal
- No digital output cards required for actuation of valves
- Remote I/O and valve terminal can be combined in a sub-system
- Direct integration of additional functions into the valve terminal possible without any additional installation or wiring time: e.g. pressure zones, proportional valves or pressure sensors

Disadvantages

- Hardware of control system is no longer concentrated in one location
- Distribution and positioning of cabinets define subsequent cabling complexity. Expert know-how reduces planning time.



The concept: reap the benefits right from the start

The earlier you involve Festo in your planning process, the better. Our experts not only know where to look for the hidden risks that are often discovered too late. Based on years of practical experience, they also take a high level of economic and technical care to create a concept that can be implemented economically and that provides process reliability.

The focus at Festo is firmly on meeting deadlines, reliable delivery and providing optimal technical solutions, whether for specific small series or large series production. That is why

Festo has created a procedure that guarantees a fast, economical solution and avoids misunderstandings due to a variety of contact people, for example. From the first proposal to the final delivery, you are supported by an experienced contact person who is there to answer all your questions.

Feasibility study

Concept design

Basic design

Detailed design

Co



The benefits to you in each individual phase

Concept design

- Even at this early stage of the project, expert advice on pneumatics helps save money
- Together with you, our specialists lay the foundation for a comprehensive control cabinet concept
- Highest possible degree of standardisation and development of customised model control cabinets even before tenders are requested from individual plant builders

Basic design

- Standardisation of pneumatic control cabinets as part of the user requirement specifications (URS) enable the offers of individual suppliers to be compared more accurately since they are all basing themselves on the same components and systems

Detailed design

- Circuit diagram creation for pneumatic control cabinets in optimal quality
- Uniform appearance of circuit diagrams throughout the project
- Plant builders and system integrators save time and can concentrate on their core activities
- Expertise and experience in pneumatics and electronics guarantee optimal cabinet design

Construction

- Efficient pneumatic control cabinet construction
- Uniform, consistently high quality of workmanship
- Ability to delivery: no bottlenecks in the production of the control cabinets

Installation

- Completely assembled, ready-to-install control cabinets for a time-saving, efficient installation

Commissioning

- Control cabinets completely pretested – electrically and pneumatically
- Fast, smooth and fault-free commissioning

Operation and maintenance

- Festo is represented worldwide
- Reliable, sturdy products for long, trouble-free operation
- Quick 24-hour service for spare parts from the core range

Construction

Installation

Commissioning

Operation and maintenance

Disposal



Control cabinets for the pharmaceutical industry



For the various production processes in the biotech/pharmaceutical industry, stringent requirements for cleanliness and hygiene are an indispensable prerequisite for the quality of the products.

The ingredients and the final dosage forms are primarily synthesised in continuous processes, while batch processes are used in product development and biotechnology. Laboratory automation and micro-production systems are additional areas of application for Festo control cabinets.

They make a large contribution to increasing process reliability in production.

Advantages

- Compact design
- Valve terminals – with and without integrated remote I/Os, as required
- Stainless steel cabinets on request, e.g. for mounting in clean rooms
- Exhaust air routed outside for venting into the technology area, if mounted in a clean room
- Pharmaceutical industry-compliant documentation on paper and data carrier; single or multiple copies, as required
- Support for the creation of the hardware design specification (HDS) if needed





Control cabinets for the food industry



From receiving and processing raw materials to the actual food production process and the associated secondary processes such as, for example, media supply process of water or technical gases, the requirements differ significantly. Festo provides ideal control cabinet solutions for all production areas.

Stringent hygiene requirements and special standards have to be met in the food production area. The materials used must be resistant to both cleaning agents and food components, such as fruit acids. Hygiene certificates are often required for parts that come into contact with food products.

Advantages

- Compact design for a large number of valve functions
- Integration of pneumatic and electrical signals saves space and costs since only one field-bus interface is required
- Use of suitable control cabinet materials: easy to clean, even when the hygiene requirements are stringent
- “The smallest control cabinet in the world”: valve terminal CPV with stainless steel housing for direct installation in the field – ideal to clean





Control cabinets for the water/wastewater treatment industry



Whether for municipal or industrial water and wastewater treatment, Festo offers individual automation solutions that are economical, reliable and sturdy!

And all from a single source: from actuator technology to the field level, as individual components or a pre-assembled system. Automate more intelligently together: from concept creation to smooth operation.

Valve terminals

- Sturdy valves
- Higher flow for larger actuators
- With and without integrated remote I/Os, as required
- Modular plant concepts possible through integrated control system for decentralised intelligence
- Explosion-proof designs for sludge treatment or digestion tanks, for example

For process, drinking water and wastewater technology

- Actuation ranging from small ball valves to large knife gate valves
- Design in protection class IP65 possible
- Design for outdoor installation possible





Control cabinets for the chemical industry



Festo provides ideal and reliable solutions with maximum process safety for all sectors, be it petrochemicals, basic chemicals or fine and specialty chemicals, whether for operators or OEMs, planners and general contractors in the construction area.

Sophisticated process safety

Special materials such as high-alloy stainless steel and corrosion-protected coatings make the solutions suitable for almost all environments.

Safe product design

Products from Festo are designed to be resistant to aggressive media. They are also protected from penetration by moisture and foreign matter like dust, for example. As a rule, they comply with protection classes IP65 and IP66.

- Control cabinets for ATEX zone 1 with remote I/Os of well-known manufacturers
- Control cabinets for zone 2 with integrated remote I/O valve terminal combination
- Processing of intrinsically safe signals
- Intrinsically safe valve terminal technology
- Pneumatic multiple connector plate for compact, economical design
- Sturdy stainless steel design





Control cabinets for mining



Dust and water, heat and cold, contamination and pressure – automation products have to be able to take a lot of abuse in the mining sector. Hardly any other sector has such rigorous requirements.

Maximised process reliability and industrial safety

Robust control cabinets from Festo protect individual components very effectively. They safeguard maximum process reliability – and also industrial safety!

- Use of corrosion-protected PVC coatings or stainless steel
- Protection from penetration by dust or liquids as per protection class IP66
- Your choice of valve terminal technology or the efficient connection of individual valves
- Integrated service unit

Reliable

- Hot swap – for changing individual valves on the terminal during operation
- Inspection window for checking without opening the cabinet in dusty environments

- Control elements on the outside
- Pneumatic connections underneath to reduce contamination
- Installation of heating or cooling elements for use in areas with extreme temperature fluctuations

Industrial safety

- Through a lock system to the service unit: to switch off, all the employees responsible have to remove their locks

Designed for the future

- Sufficient space reserved for future expansion





Control cabinets for power engineering



Customised and ready-to-install: Festo control cabinet solutions are optimally adapted to the application. Because of the very large number of process valves, the variety of circuits in power engineering requires a clear, logical automation structure. The best way to implement them is with user-specific pneumatic solutions from Festo.

Whether for desulphurisation, ash handling or coal milling and feeding – our experts combine the ideal solution for your control cabinet from a multitude of Festo valve terminal types, control and service units.

- Valves with a high flow rate for the activation of large actuators
- Valve terminal CPV for compact design and direct mounting on the control cabinet wall
- Pre-assembled mounting plates with valve terminals and remote I/O for direct installation in the field, without a control cabinet





Solutions for potentially explosive areas

ATEX zone 2

- Integrated remote I/O and valve terminal combination CPX/MPA
- Connection of sensors and actuators from zone 2 possible



ATEX zone 1

- Intrinsically safe remote I/O type **Stahl IS1**
- Intrinsically safe valve terminals type CPV10-EX
- Pneumatic multiple connector plate for compact, economical connections
- Control cabinet made of stainless steel or conductive polymer material
- Versions with or without inspection window



- Intrinsically safe remote I/O type **Pepperl + Fuchs FB**
- Intrinsically safe valve terminals type CPV10-EX
- Pneumatic multiple connector plate for compact, economical connections
- Control cabinet made of stainless steel or conductive polymer material



- Intrinsically safe remote I/O type **ABB S900**
- Intrinsically safe valve terminals type CPV10-EX
- Pneumatic multiple connector plate for compact, economical connections



- Intrinsically safe remote I/O type **Siemens ET200iSP**
- Intrinsically safe valve terminals type CPV10-EX
- Pneumatic multiple connector plate for compact, economical connections
- Control cabinet made of stainless steel or conductive polymer material
- Versions with or without inspection window



- Intrinsically safe valve terminals type CPV10-EX
- Stainless steel cover for direct connection in the field
- Splash-proof as per protection class IP65
- Extremely compact design
- Cost-saving separation of pneumatic and electrical components





More safety included: documentation

We document your entire order so that the design of your control cabinet solution is always verifiable and transparent. When your control cabinets are delivered, you also receive complete documentation consisting of:

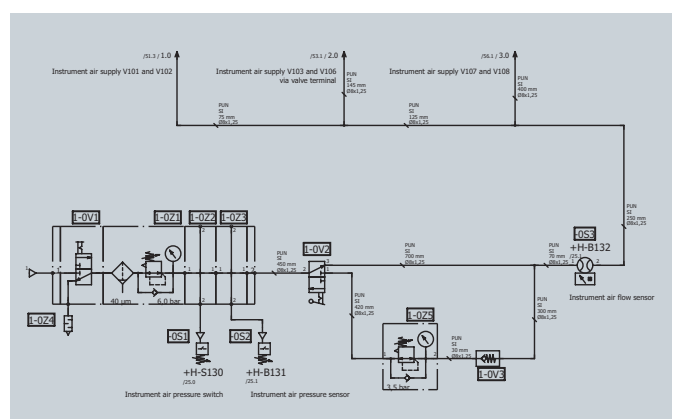
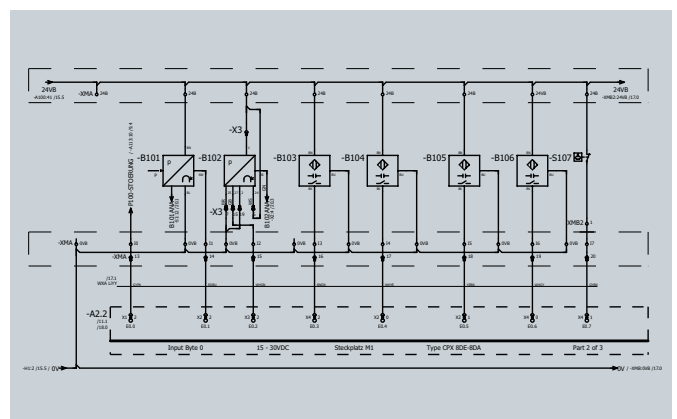
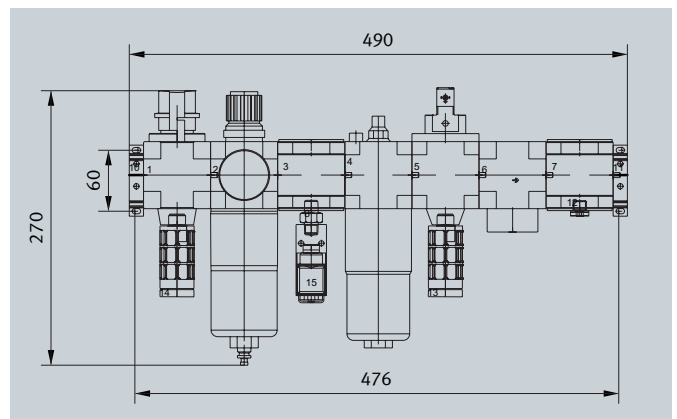
- Electrical and pneumatic circuit diagrams
- Parts lists
- Terminal diagrams
- Equipment assembly drawing
- Two-dimensional control cabinet drawings – in 3-D on request

Select the design

- Paper
- Electronically on CD ROM
- Single or multiple copies
- In German or English

10 years of security

As a preventive measure, we also archive the data – for 10 whole years!





Bus technologies – an overview

You have selected one of the bus technologies presented below as your standard for controlling and monitoring your process automation. It doesn't matter which one: Festo is at home in all of them. And promotes, often in cooperation with leading organisations or companies, themes that define fieldbus technologies as one of its core businesses.

PROFIBUS

PROFIBUS distinguishes between active stations such as PLCs or PCs (master devices) and passive stations such as sensors or actuators (slave devices).

PROFIBUS-DP is universally suitable for factory and process automation and communicates between automation systems and decentralised peripheral equipment.

PROFIBUS-PA is ideal for process automation and supports the simultaneous transmission of data and energy to and from field devices.

PROFIBUS-FMS takes on communication tasks at cell level.

PROFINET

For data transmissions with a high rate of data exchange, for example real-time critical I/O data from sensors, actuators, robot controllers, PLCs or process equipment. Information on diagnostics or configurations that are not real-time critical can also be transmitted.

INTERBUS

INTERBUS uses a master/slave access method. This means that the bus master links to the superimposed control or bus system at the same time. INTERBUS has a ring topology, i.e. all stations are actively linked in a closed transmission path. INTERBUS consists of an I/O-oriented transmission method with a summation frame protocol.

Physical characteristics of the transmission method:

- Remote bus for longer distances
- Local bus for communication, e.g. in the control cabinet
- INTERBUS loop for components with few I/Os

EtherCAT

Data transmission with a focus on real-time capability. Short cycle times and very precise, almost jitter-free synchronisation are EtherCAT's primary characteristics. EtherCAT slave devices extract only the data directed to them from the standard Ethernet frame transmitted by the master and add receipt data to the telegram.

The definition of device profiles such as CoE (CANopen over EtherCAT) is integrated into EtherCAT.



CANopen

The CANopen communication protocol is characterised by the highest degree of transmission security and protection against interference. Different data transmission requirements can be implemented via PDOs (process data objects) and SDOs (service data objects). PDOs are fast real-time data and SDOs transmit parameter data such as time out intervals and masking or mapping parameters.

MODBUS

MODBUS is based on master/slave (e.g. a PC) or, for more complex tasks, client/server architecture and is used in measuring and control systems. To support good data throughput, it transmits data in binary format inside TCP/IP packets. MODBUS can connect a master and several slaves. Two designs are available: one for serial interfaces and one for Ethernet.

DeviceNet

The fieldbus for industrial field devices such as proximity switches, optical sensors, valve terminals, frequency converters and control panels reduces expensive individual wiring and improves device-specific diagnostic functions. DeviceNet communication on the broadcast-oriented controller area network (CAN) meets the stringent requirements of vehicle construction and is not particularly temperature-sensitive.

Ethernet/IP

The open bus system as per standard Ethernet and TCP/IP technology. It communicates between electrical CPX terminals and Ethernet/IP networks, for example. Direct data access from the device is possible.

CC-Link

A bus system for high speed communication between

electrical CPX terminals and a higher-order master for control & communication link (CC-Link) from Mitsubishi. The bus node, which receives system supply via the interlinking block, processes communication with the I/O modules.

AS-interface

For optimised work in decentralised solutions – with lower costs. At the actuator/sensor level, AS-interface is the ideal supplement to fieldbus systems or industrial Ethernet. Only one cable is needed for the data and energy transfer.





All-in safety

From simpler solutions with “only” 15 parts to complex tasks such as control cabinets with up to 200 parts – we implement the most complex solutions for you. In advance and all inclusive.

It is only when all components are interacting that it becomes clear whether or not each individual component is harmonised with the others to the extent required for smooth functioning. And whether or not they will achieve the maximum process reliability and productivity possible.

Last but not least, Festo uses the most modern components in its control cabinet solutions for process automation to keep the pneumatics in your plants up to date.

Concrete safety


All ready-to-install valve terminal cabinets are subjected to the following tests:

- Visual inspection of the pneumatics
- Visual inspection of the electrical system
- Leakage inspection of the entire pneumatic installation
- Functional test at the minimum and maximum permissible operating pressure
- Electrical and manual actuation of all valves
- Monitoring of EMC activities

Pure experience – for more than 25 years

The purchase and use of complete systems or sub-systems has many advantages. It provides access to, for example, the most up-to-date knowledge and to the latest generation of components.

Festo recognised this trend a long time ago and has provided unique solutions with its control cabinets for more than 25 years. That means you can concentrate on your core business.





Festo Didactic – competitive edge through knowledge

We make you fit for work: with our new products for the process industry

Make your company and your employees fit for a dynamic future with basic and further training! Innovative, new training systems and practical seminars for process automation as well as topical focus events all make your company more competitive. You will benefit immediately from innovative, high-quality training products and services.

Process automation: Measuring – open-loop control – closed-loop control of industrial processes

Learning at the highest level and about the latest topics: trainers and consultants convey their

specialised knowledge and practical know-how about the most modern process valves and components from Festo and other leading manufacturers. Whether process valve technology, industrial measurement technology, instrumentation or control circuits, the new seminars provide professionals with answers to their daily challenges.

The new learning system provides a complete learning environment for conveying basic information to all junior employees. Working with industrial components in a controlled environment is ideal for a fast transfer to practical industrial application!

Course list

VALVE PA 1

Valves in process automation – basics

VALVE PA 2

Valves in process automation – advanced

EX PA 1

Explosive safety – basics

EX PA 2

Explosive safety – advanced

SIL PA 1

Safety integrity level (SIL) to IEC 61508 – basics

SIL PA 2

Safety integrity level (SIL) to IEC 61508 – advanced

ISA PA 1

Symbols in PA, ISA-based (P&ID, PFD, BFD) – introduction

ISA PA 2

Symbols in PA, ISA-based (P&ID, PFD, BFD) – advanced

CONTROL PA 1

Optimising closed-loop control circuits

CONTROL PA 2

Closed-loop control circuits in practice

INST PA 1

Basics and functions of industrial measurement technology and instrumentation

INST PA 2

How industrial measurement technology and instrumentation function

PA-COMPACT

Modern process automation – executive summary



More information:
www.festo-tac.de



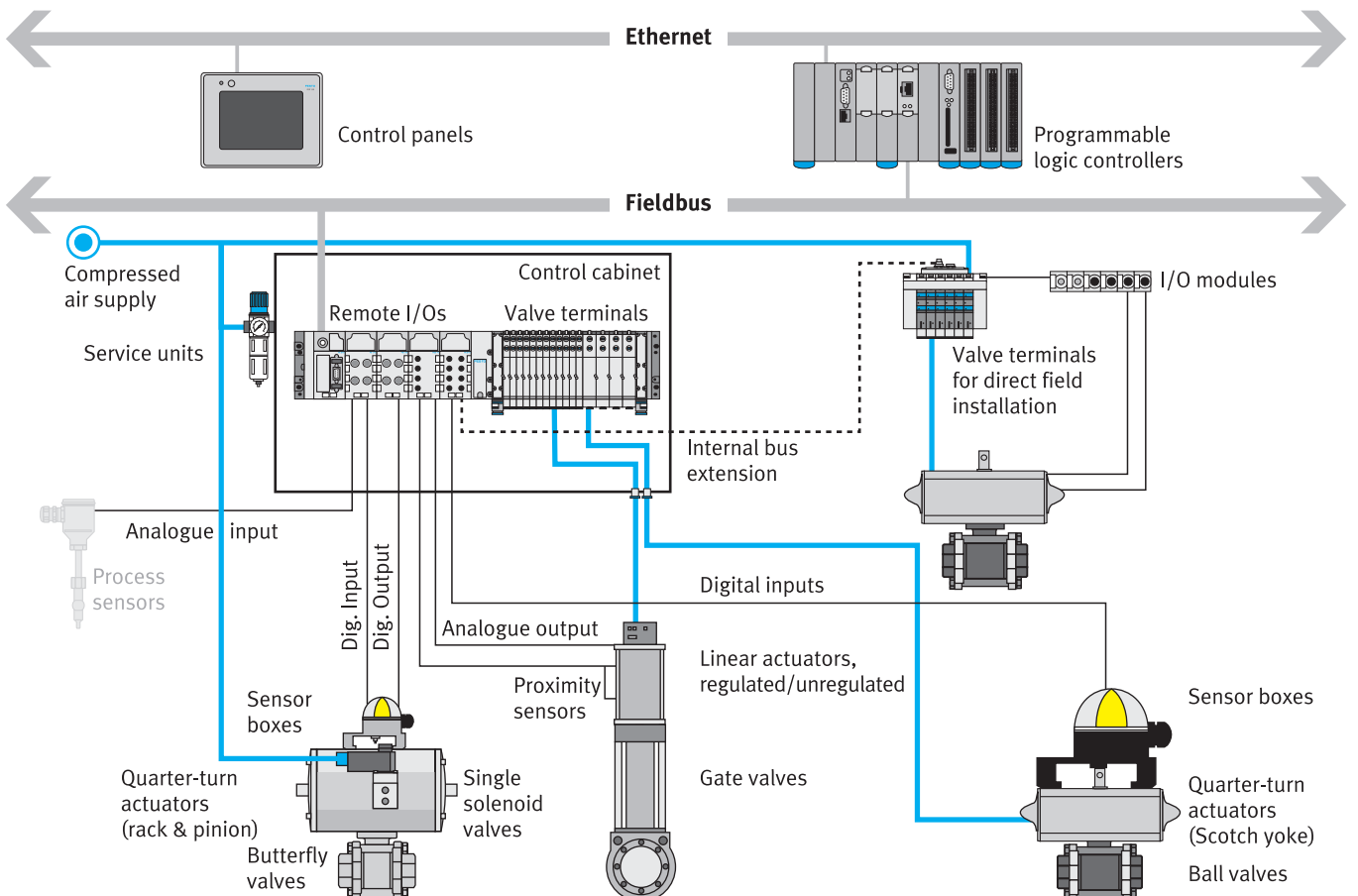
Products for the process industry

Everything from a single source

From individual components to pneumatic systems consisting of actuators, sensors, valves, connection technology and compressed air preparation, Festo offers products, special and complete solutions for all sectors of process engineering.

The benefits to you

The combination of the highest level of reliability provided by a harmonised control sequence with optimised interfaces and integrated service.





Customer _____

Project name _____

Contact person _____

Festo project number _____



1. Control cabinet

Stainless steel (1.4301) Steel (RAL 7035) Polymer Inspection window: Without With

Comments _____

2. Power supply unit

Yes No Primary fuse Secondary fuse

Comments _____

3. Service unit

Yes No D series MS series
Position Cabinet side left Cabinet side right In control cabinet
Design Standard (HE-LFR-PEV) Water/wastewater (H-KD-HE-LFR-PEV)
 No standard, configuration as follows: _____

Comments _____

4. Valve terminal

Pneumatic MPA VTSA CPV
Electrics Multi-pin plug Profibus Profinet
Activated actuators Diaphragm actuators Quarter-turn actuators Linear actuators
Valve function 5/2 single solenoid 5/2 double solenoid 3/2 5/3
Number _____

Digital inputs Number _____ Digital outputs Number _____
Analogue inputs Number _____ Analogue outputs Number _____
Connection type Cage Clamp M8 plugs M12 plugs

Comments _____

5. Pneumatic interfaces

Compressed air supply _____ Position of connections _____
Working lines (2/4) Individual bulkhead fittings Pneumatic multiple connector plate
 Cable connector with multiple seal insert
Position of connections _____
Exhaust air Ducted Silencer
Position of connections _____

Comments _____

6. Electrical interfaces

Cable connectors Position of terminals _____

Comments _____

7. Other

Cabinet heating Fan Rain protection Protective cover

ATEX

Number of items _____ Comments _____

Check list
Control cabinet
Basis of offer

Festo AG & Co. KG

Technology Centre
DE-TP
Ruiter Strasse 82
73734 Esslingen, Germany
www.festo.com

Tel. +49 (0)711 347-4227
Fax +49 (0)711 347-4348

E-mail:
einbaufertig@festo.com

Customer _____

Project name _____

Contact person _____

Festo project number _____



Check 1: Zone/equipment category/ignition protection class

Gas zone (G)	Dust zone (D)	Zone description	Equipment category	
1 <input type="checkbox"/>		- To be expected occasionally - High level of safety - Malfunction	2 G <input type="checkbox"/>	Gas, mist, vapour
	21 <input type="checkbox"/>		2 G <input type="checkbox"/>	Dust
2 <input type="checkbox"/>		- Brief, rare, not expected - Normal level of safety - Normal operation	3 G <input type="checkbox"/>	Gas, mist, vapour
	22 <input type="checkbox"/>		3 G <input type="checkbox"/>	Dust
Type of explosion protection: i (intrinsically safe)			<input type="checkbox"/>	

Check list
Basic ATEX data
Basis of offer

Explosion protection
Directive RL 94/9/EC



Check 2: Explosion groups, temperature classes, temperatures

Specification for gas atmosphere						
Temperature class (Maximum permissible surface temperature)	T 1 450 °C	T 2 300 °C	T 3 200 °C	T 4 135 °C	T 5 100 °C	T 6 85 °C
	<input type="checkbox"/>	<input type="checkbox"/>	<input type="checkbox"/>	<input type="checkbox"/>	<input type="checkbox"/>	<input type="checkbox"/>
Explosion group	II A	II B	II C	II	Device group II contains explosions groups IIA, IIB, IIC	
Customer specifications	<input type="checkbox"/>	<input type="checkbox"/>	<input type="checkbox"/>			
*Specification for system solution	<input type="checkbox"/>	<input type="checkbox"/>	<input type="checkbox"/>	<input type="checkbox"/>		

Specification for dust atmosphere	
Maximum permissible surface temperature	Tmax = _____ °C
Conductivity of dust	Conductive <input type="checkbox"/> Not conductive <input type="checkbox"/>

Specification for gas and dust atmosphere	
Ambient temperature range	_____ °C ≤ Ta ≤ + _____ °C

Check 3: System type

As module On mounting plate In control cabinet

General comments/notes

Customer specifications: _____

Resulting Festo ATEX classification _____

* Parts to be completed by Festo. This indicates the explosion group for which the system solution is approved.

Festo AG & Co. KG

Technology Centre
DE-TP
Ruiter Strasse 82
73734 Esslingen, Germany
www.festo.com

Tel. +49 (0)711 347-4227
Fax +49 (0)711 347-4348

E-mail:
einbaufertig@festo.com

Festo worldwide

Argentina

Festo S.A.
Edison 2392
(B1640 HRV) Martinez
Prov. Buenos Aires
Tel. ++54 (0)11/47 17 82 00, Fax 47 17 82 82
E-mail: info@ar.festo.com

Australia

Festo Pty. Ltd.
Head Office (Melbourne)
179-187 Browns Road, P.O. Box 261
Noble Park Vic. 3174
Call Toll Free 1300 88 96 96
Fax Toll Free 1300 88 95 95
Tel. ++ 61(0)3/97 95 95 55, Fax 97 95 97 87
E-mail: info_au@festo.com.au

Austria

Festo Gesellschaft m.b.H.
Linzer Straße 227
1140 Wien
Tel. ++43 (0)1/91 07 50, Fax 91 07 52 50
E-mail: info_at@festo.com

Belarus

IP Festo
Minsk, 220035
Mascherov Prospekt, 78, Belarus
Tel. ++375 (0)17/204 85 58, Fax 204 85 59
E-mail: info_by@festo.com

Belgium

Festo Belgium sa/nv
Rue Colonel Bourg 101
1030 Bruxelles/Brussel
Tel. ++32 (0)2/702 32 11, Fax 702 32 09
E-mail: info_be@festo.com

Brazil

Festo Automação Ltda.
Rua Guiseppe Crespi, 76
KM 12,5 - Via Anchieta
04183-080 Sao Paulo SP-Brazil
Tel. ++55 (0)11/50 13 16 00, Fax 50 13 18 68
E-mail: info_br@festo.com

Bulgaria

Festo Bulgaria EOOD
1592 Sofia
9, Christophor Kolumb Blvd.
Tel. ++359 (0)2/960 07 12, Fax 960 07 13
E-mail: info_bg@festo.com

Canada

Festo Inc.
5300 Explorer Drive
Mississauga, Ontario L4W 5G4
Tel. ++1 (0)905/624 90 00, Fax 624 90 01
E-mail: info_ca@festo.com

Chile

Festo S.A.
Mapocho 1901
6500151 Santiago de Chile
Tel. ++56 (0)2/690 28 00, Fax 695 75 90
E-mail: info.chile@cl.festo.com

China

Festo (China) Ltd.
1156 Yunqiao Road
Jinqiao Export Processing Zone, Pudong,
201206 Shanghai, PRC
Tel. ++86 (0)21/58 54 90 01, Fax 58 54 03 00
E-mail: info_cn@festo.com

Colombia

Festo Ltda.
Avenida El Dorado No. 98-43
Bogotá
Tel. ++57 (0)1/404 80 88, Fax 404 81 01
E-mail: festo@festo.com.co

Croatia

Festo d.o.o.
Nova Cesta 181
10000 Zagreb
Tel. ++385 (0)1/619 19 69, Fax 619 18 18
E-mail: info_hr@festo.com

Czech Republic

Festo, s.r.o.
Modranska 543/76
147 00 Praha 4
Tel. ++420 261 09 96 11,
Fax ++420 241 77 33 84
E-mail: info_cz@festo.com

Denmark

Festo A/S
Islevaldvej 180
2610 Rødovre
Tel. ++45 70 21 10 90, Fax ++45 44 88 81 20
E-mail: info_dk@festo.com

Estonia

Festo OY AB Eestli Filiaal
Laki 11B
12915 Tallinn
Tel. ++372 666 15 60, Fax ++372 666 15 61
E-mail: info_ee@festo.com

Finland

Festo OY
Mäkituvantie 9, P.O. Box 86
01511 Vantaa
Tel. ++358 (09)/87 06 51, Fax 87 06 52 00
E-mail: info_fi@festo.com

France

Festo Eurl
Numéro Indigo Tel. 0820/204640, Fax 204641
ZA des Maisons Rouges
8 rue du Clos Sainte Catherine
94367 Bry-sur-Marne cedex
Tel. ++33 (0)1/48 82 64 00, Fax 48 82 64 01
E-mail: info_fr@festo.com

Germany

Festo AG & Co. KG
Postfach
73726 Esslingen
Ruiter Strasse 82
73734 Esslingen-Berkheim
Tel. ++49 (0)711/34 70, Fax 347 21 44
E-mail: info_de@festo.com

Greece

Festo Ltd.
Hamosfernas 40
11853 Athens
Tel. ++30 210/341 29 00, Fax 341 29 05
E-mail: info_gr@festo.com

Hong Kong

Festo Ltd.
Unit C&D, 7/F, Leroy Plaza
15 Cheung Shun Street
Cheung Sha Wan, Kowloon
Hong Kong
Tel. ++ 852/27 43 83 79, Fax 27 86 21 73
E-mail: info_hk@festo.com

Hungary

Festo Kft.
Csillaghegyi út 32-34.
1037 Budapest
Tel. ++36 (06)1/250 00 55, Fax 250 15 93
E-mail: info_hu@festo.com

India

Festo Controls Private Ltd.
237B,
Bommasandra Industrial Area,
Bangalore Hosur Highway,
Bangalore 560 099
Tel. ++91 (0)80/22 89 41 00, Fax 783 20 58
E-mail: info_in@festo.com

Indonesia

PT. Festo
JL. Sultan Iskandar Muda No.68
Arteri Pondok Indah
Jakarta 12240
Tel. ++62 (0)21/27 50 79 00, Fax 27 50 79 98
E-mail: info_id@festo.com

Iran

Festo Pneumatic S.K.
#1, Behbahan St. Ramsar ave
Tehran 1581975411
Tel. ++98 (0)21/88 82 92 25, Fax 882 21 62
E-mail: info_ir@festo.com

Ireland

Festo Limited
Unit 5 Sandyford Park
Sandyford Industrial Estate
Dublin 18
Tel. ++ 353(0)1/295 49 55, Fax 295 56 80
E-mail: info_ie@festo.com

Israel

Festo Pneumatic Israel Ltd.
P.O. Box 1076, Ha'atzma'ut Road 48
Yehud 56100
Tel. ++972 (0)3/632 22 66, Fax 632 22 77
E-mail: info_il@festo.com

Italy

Festo S.p.A
Via Enrico Fermi 36/38
20090 Assago (MI)
Tel. ++39 02/45 78 81, Fax 488 06 20
E-mail: info_it@festo.com

Japan

Festo K.K.
1-26-10 Hayabuchi, Tsuzuki-ku
Yokohama 224-0025
Tel. ++81 (0)45/593 56 10, Fax 593 56 78
E-mail: info_jp@festo.com

Korea South

Festo Korea Co., Ltd.
470-1 Gasan-dong, Geumcheon-gu
Seoul #153-803
Tel. ++82 (0)2/850 71 14, Fax 864 70 40
E-mail: info_kr@festo.com

Latvia

Festo SIA
Deglava 60
1035 Riga
Tel. ++371 67/57 78 64, Fax 57 79 46
E-mail: info_lv@festo.com

Lithuania

Festo UAB
Karaliaus Mindaugo pr. 22
3000 Kaunas
Tel. ++370 (8)7/32 13 14, Fax 32 13 15
E-mail: info_lt@festo.com

Malaysia

Festo Sdn.Berhad
10 Persiaran Industri
Bandar Sri Damansara, Wilayah Persekutuan
52200 Kuala Lumpur
Tel. ++60 (0)3/62 86 80 00, Fax 62 75 64 11
E-mail: info_my@festo.com

Mexico

Festo Pneumatic, S.A.
Av. Ceylán 3, Col. Tequesquahuac
54020 Tlalnepantla, Edo. de México
Tel. ++52 (01)55/53 21 66 00, Fax 53 21 66 55
E-mail: festo.mexico@mx.festo.com

Netherlands

Festo B.V.
Schieweg 62
2627 AN Delft
Tel. ++31 (0)15/251 88 99, Fax 261 10 20
E-mail: info_nl@festo.com

New Zealand

Festo Limited
MT. Wellington
Auckland NZ
Tel. ++64 (0)9/574 10 94, Fax 574 10 99
E-mail: info_nz@festo.com

Norway

Festo AS
Ole Deviksviei 2
0666 Oslo, Norway
Tel. ++47 22 72 89 50, Fax ++47 22 72 89 51
E-mail: info_no@festo.com

Peru

Festo S.R.L.
Calle Amador Merino Reyna #480, San Isidro
Lima, Perú
Tel. ++51 (0)1/222 15 84, Fax 222 15 95

Philippines

Festo Inc.
KM 18, West Service Road, South Superhighway
1700 Paranaque City, Metro Manila
Tel. ++63 (0)2/776 68 88, Fax 823 42 19
E-mail: info_ph@festo.com

Poland

Festo Sp. z o.o.
Janki k/Warszawy, ul. Mszczonowska 7
05090 Raszyn
Tel. ++48 (0)22/711 41 00, Fax 711 41 02
E-mail: info_pl@festo.com

Romania

Festo S.R.L.
St. Constantin 17
010217 Bucuresti
Tel. ++40 (0)21/310 29 83, Fax 310 24 09
E-mail: info_ro@festo.com

Russia

Festo-RF OOO
Michurinskiy prosp., 49
119607 Moscow
Tel. ++7 495/737 34 00, Fax 737 34 01
E-mail: info_ru@festo.com

Singapore

Festo Pte. Ltd.
6 Kian Teck Way
Singapore 628754
Tel. ++65 62 64 01 52, Fax ++65 62 61 10 26
E-mail: info_sg@festo.com

Slovakia

Festo spol. s r.o.
Gavlovicová ul. 1
83103 Bratislava 3
Tel. ++421 (0)2/49 10 49 10, Fax 49 10 49 11
E-mail: info_sk@festo.com

Slovenia

Festo d.o.o. Ljubljana
IC Trzin, Blatnica 8
1236 Trzin
Tel. ++386 (0)1/530 21 00, Fax 530 21 25
E-mail: info_si@festo.com

South Africa

Festo (Pty) Ltd.
22-26 Electron Avenue, P.O. Box 255
Isando 1600
Tel. ++27 (0)11/971 55 00, Fax 974 21 57
E-mail: info_za@festo.com

Spain

Festo Pneumatic, S.A.
Tel.: 901243660 Fax: 902243660
Avenida Granvia, 159
Distrito económico Granvia L'H
ES-08908 Hospitalet de Llobregat, Barcelona
Tel. ++ 3493/261 64 00, Fax 261 64 20
E-mail: info_es@festo.com

Sweden

Festo AB
Stilmansgatan 1, P.O. Box 21038
20021 Malmö
Tel. ++46 (0)40/38 38 40, Fax 38 38 10
E-mail: info_se@festo.com

Switzerland

Festo AG
Moosmattstrasse 24
8953 Dietikon ZH
Tel. ++41 (0)44/744 55 44, Fax 744 55 00
E-mail: info_ch@festo.com

Taiwan

Festo Co., Ltd.
9 Kung 8th Road
Linkou 2nd Industrial Zone, Linkou #244
Taipei Hsien Taiwan
Tel. ++886 (0)2/26 01 92 81, Fax 26 01 92 87
E-mail: info_tw@festo.com

Thailand

Festo Ltd.
67/1 Moo 6 Phaholyothin Road
Klong 1, Klong Luang,
Pathumthani 12120
Tel. ++66 29 01 88 00, Fax ++66 29 01 88 33
E-mail: info_th@festo.com

Turkey

Festo San. ve Tic. A.S.
Tuzla Mermerciler Organize
Sanayi Bölgesi, 6/18 TR
34956 Tuzla - Istanbul/TR
Tel. ++90 (0)216/585 00 85, Fax 585 00 50
E-mail: info_tr@festo.com

Ukraine

Festo Ukraina
Borisoglebskaja 11
Kiev 04070
Tel. ++380 (0)44/239 24 33, Fax 463 70 96
E-mail: info_ua@festo.com

United Kingdom

Festo Limited
Applied Automation Centre, Caswell Road
Brackmills Trading Estate
Northampton NN4 7PY
Tel. ++44 (0)1604/66 70 00, Fax 66 70 01
E-mail: info_gb@festo.com

United States

Festo Corporation (New York)
Call Toll-free 800/993 3786
Fax Toll-free 800/963 3786
395 Moreland Road, P.O.Box 18023
Hauppauge, N.Y. 11788
Tel. ++ 1(0)314/770 01 12, Fax 770 16 84
E-mail: info_us@festo.com

Venezuela

Festo C.A.
Av. 23, Esquina calle 71, No. 22-62
Maracaibo, Edo. Zulia
Tel. ++58 (0)261/759 09 44, Fax 759 04 55
E-mail: festo@festo.com.ve