

Position sensors SRBS

FESTO



Festo core product range
Covers 80% of your automation tasks

Worldwide:

Always in stock

Superb:

Festo quality at an attractive price

Easy:

Reduces procurement and storing complexity



Ready for dispatch from the Festo factory in 24 hours
Held in stock in 13 service centres worldwide
More than 2200 products



Ready for dispatch in 5 days maximum from stock
Assembled for you in 4 service centres worldwide
Up to 6 x 10¹² variants per product series

Look for the star!

Position sensors SRBS

Key features, product range overview

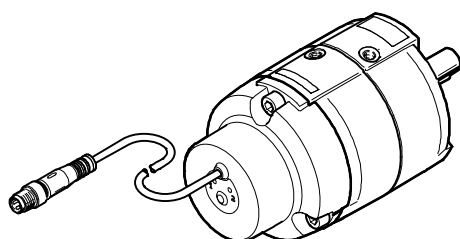
General

The SRBS-Q1/Q12 is used to detect rotation of the shaft for rotary drives DRVS and DSM. Sensing is performed magnetically and without contact. Two binary switching points are output.

- The sensor can be quickly assembled without having to manually search for switching points
- Simple and reliable operation using just one pushbutton directly on the device
- No need for a connecting cable as there are 2 switching points in a device
- PNP/NPN and NO/NC freely programmable, reducing warehousing
- Sturdy, non-contacting and enclosed position detection with long service life

Switching output

DRVS-25- ... with SRBS-Q12-25- ...



- 2 switching outputs 24 V
- Electronic teach-in of switching points at the push of a button
- PNP/NPN programmable
- NO/NC programmable
- Sensing range: > 270°

Repetition accuracy ≤ 0.1 mm

Note
Sensors that detect magnetic fields, such as position sensors SRBS, must not be secured onto the drive using mountings made from ferrous materials, as this can lead to malfunction.

Product range overview

Version	Type	Suitable for rotary drives	Special characteristics	Sensing range [deg]	Switching output	→ Page/Internet
Position sensor	SRBS-Q12-6-E270-EP-1-S-M8	DSM 6, DRVS 6	Oil-resistant	> 270	2x PNP or 2x NPN Switchable	4
	SRBS-Q12-8-E270-EP-1-S-M8	DSM 8, DRVS 8				
	SRBS-Q1-10-E270-EP-1-S-M8	DSM 10				
	SRBS-Q12-12-E270-EP-1-S-M8	DRVS 12				
	SRBS-Q12-16-E270-EP-1-S-M8	DRVS 16				
	SRBS-Q12-25-E270-EP-1-S-M8	DRVS 25				
	SRBS-Q12-32-E270-EP-1-S-M8	DRVS-32				
	SRBS-Q12-40-E270-EP-1-S-M8	DRVS 40				

Position sensors SRBS

Type codes

SRBS - Q12 - [] - E - 270 - EP - 1 - S - M8

Type

SRBS	Position sensor
------	-----------------

Designation

Q1	Version Q1
Q12	Version Q12

Size

6	6
8	8
10	10
12	12
16	16
25	25
32	32
40	40
63	63

Display type

E	LED
---	-----

Measuring range

270	0 ... 270
-----	-----------

Sensor principle

EP	Non-contacting, programmable switching function
----	---

Nominal operating voltage

1	24 V DC
---	---------

Electrical output

S	PNP or NPN
---	------------

Electrical connection

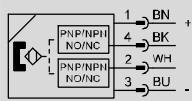
M8	M8 plug connector
----	-------------------

Position sensors SRBS

Technical data

Function

Normal operation



General technical data	
Design	Round
Type of mounting	Screw-clamped
Mounting position	Any
Certification	RCM trademark
	c UL us - listed (OL)
Special characteristics	Oil resistant
Degree of protection	IP65
	IP68
Protection class	III
Based on standard	EN 60947-5-2
CE marking (see declaration of conformity)	To EU EMC Directive
Note on materials	Halogen-free, RoHS-compliant
Corrosion resistance class CRC ¹⁾	2

- 1) Corrosion resistance class CRC 2 to Festo standard FN 940070
Moderate corrosion stress. Internal applications in which condensation may occur. External visible parts with primarily decorative surface requirements which are in direct contact with the surrounding industrial environment.

Input signal/measuring element	
Measuring principle	Magnetic Hall
Measured variable	Rotation angle
Sensing range [deg]	> 270
Ambient temperature [°C]	-20 ... 70
Ambient temperature with flexible cable installation [°C]	-20 ... 70

Signal processing	
Typical sampling interval [ms]	3

Output, additional data	
Protection against short circuit	Yes
Overload protection	Yes

Position sensors SRBS

Technical data

Electronics		
Operating voltage range	[V DC]	10 ... 30
Rated operating voltage	[V DC]	24
Protection against incorrect polarity		For all electrical connections
Switching output		2 x PNP or 2 x NPN, switchable
Switching element function		N/C or N/O contact, switchable
Switching point reproducibility	[°]	≤ 1
Residual ripple	[%]	10
Switch-on time	[ms]	< 4
Switch-off time	[ms]	< 4
Max. switching frequency	[Hz]	125
Max. output current	[mA]	50
Max. switching capacity DC	[W]	1.5
Voltage drop	[V]	< 1

Electromechanical components		
Electrical connection		4-pin, cable with plug connector, rotatable thread M8
Connection outlet direction		In-line
Cable properties		Energy chain + robot
Cable test conditions		Bending strength: according to Festo standard
		Energy chain: 5 million cycles, bending radius 28 mm
		Torsional strength: > 300,000 cycles, ±270°/0.1 m
Cable length	[m]	0.3

Display/operation	
Setting options	Pushbutton
Switching status display	Yellow LED

Materials	
Housing	Nickel-plated brass
	Reinforced PA
	Polyester
Union nut	Nickel-plated brass
Cable sheath, grey	TPE-U(PUR)
Foil	Polyester
Pin contacts	Gold-plated copper alloy

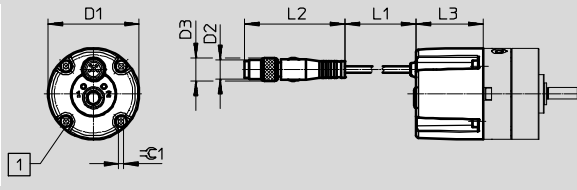
Position sensors SRBS

Technical data

Dimensions

Download CAD data → www.festo.com

SRBS-Q12- ... -E270-EP-1-S-M8 (DRVS-6/8)



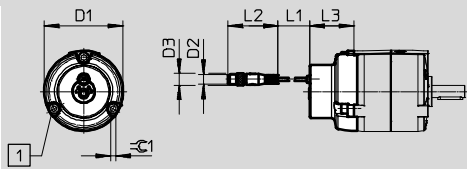
- 1 Screw:
Size 6 – M2x6 (4x)
Size 8 – M2.5x5 (4x)

Type	D1 Ø	D2	D3 Ø	L1	L2	L3	±C 1
SRBS-Q12-6- ...	29.4	M8x1	9.6	300	41.1	25.4	1.5
SRBS-Q12-8- ...	32					27.4	2

Dimensions

Download CAD data → www.festo.com

SRBS-Q12- ... -E270-EP-1-S-M8 (DRVS-12/16/25)



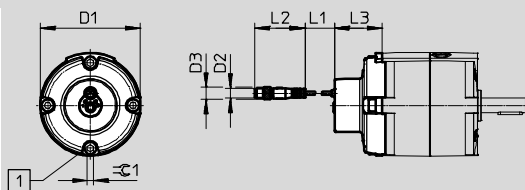
- 1 Screw:
Size 12 – M4x10 (3x)
Size 16 – M5x12 (3x)
Size 25 – M5x12 (3x)

Type	D1 Ø	D2	D3 Ø	L1	L2	L3	±C 1
SRBS-Q12-12- ...	44.6	M8x1	9.6	300	41.1	29.4	3
SRBS-Q12-16- ...	51.6					33.9	4
SRBS-Q12-25- ...	64.5					36	4

Dimensions

Download CAD data → www.festo.com

SRBS-Q12- ... -E270-EP-1-S-M8 (DRVS-32/40)



- 1 Screw:
Size 32 – M6x12 (4x)
Size 40 – M8x16 (4x)

Type	D1 Ø	D2	D3 Ø	L1	L2	L3	±C 1
SRBS-Q12-32- ...	81.3	M8x1	9.6	300	41.1	38.9	5
SRBS-Q12-40- ...	98.3					40.4	6

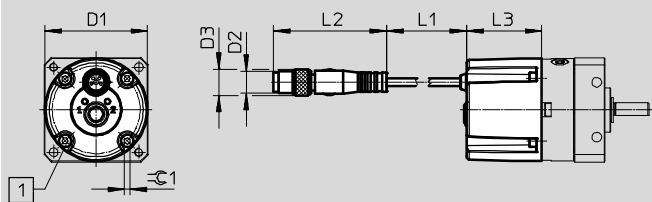
Position sensors SRBS

Technical data

Dimensions

Download CAD data → www.festo.com

SRBS-Q...-E270-EP-1-S-M8 (DSM-6/8/10)



- 1 Screw:
 Size 6 – M2x6
 Size 8 – M2.5x5
 Size 10 – M3x6

Type	D1 Ø	D2	D3 Ø	L1	L2	L3	±C 1
SRBS-Q12-6- ...	29.4	M8x1	9.6	300	41.1	25.4	1.5
SRBS-Q12-8- ...	32					27.4	2
SRBS-Q1-10- ...	46.4					29.8	2.5

★ Core product range

Ordering data

	For rotary drives	Weight [g]	Part No.	Type
	DSM 6, DRVS 6	25	★ 2619969	SRBS-Q12-6-E270-EP-1-S-M8
	DSM 8, DRVS 8	30	★ 2619972	SRBS-Q12-8-E270-EP-1-S-M8
	DSM 10	35	★ 2412001	SRBS-Q1-10-E270-EP-1-S-M8
	DRVS 12	42	★ 2393546	SRBS-Q12-12-E270-EP-1-S-M8
	DRVS 16	55	★ 2393547	SRBS-Q12-16-E270-EP-1-S-M8
	DRVS 25	60	★ 2393548	SRBS-Q12-25-E270-EP-1-S-M8
	DRVS 32	81	★ 2393549	SRBS-Q12-32-E270-EP-1-S-M8
	DRVS 40	120	★ 2393550	SRBS-Q12-40-E270-EP-1-S-M8

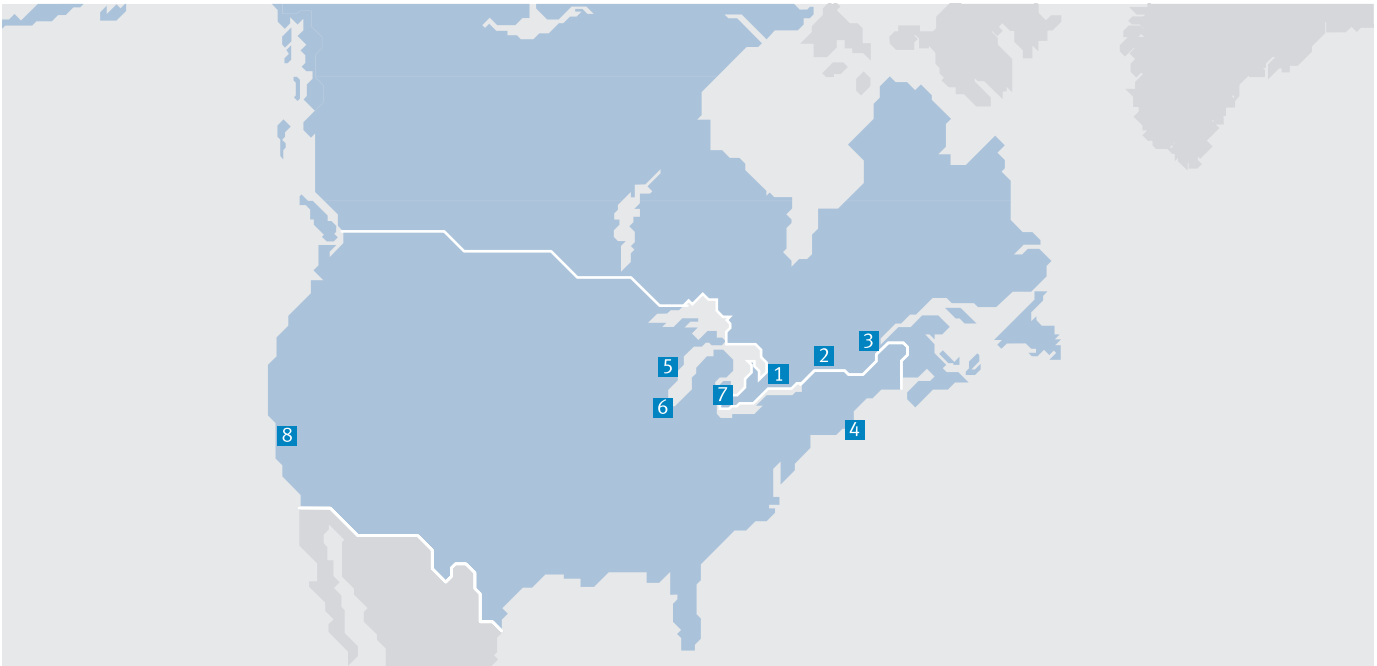
Accessories – Connecting cables

		Cable length [m]	Part No.	Type
	Socket, 4-pin, M8 – open cable end	2.5	541342	NEBU-M8G4-K-2.5-LE4
		5	541343	NEBU-M8G4-K-5-LE4
	Socket, 4-pin, M8 – plug, 4-pin, M8	2.5	554035	NEBU-M8G4-K-2.5-M8G4

Festo core product range

- ★ Ready for dispatch from the Festo factory in 24 hours
- ☆ Ready for dispatch in 5 days maximum from stock

Festo North America



**1 Festo Canada
Headquarters
Festo Inc.**
5300 Explorer Drive
Mississauga, ON
L4W 5G4

2 Montréal
5600, Trans-Canada
Pointe-Claire, QC
H9R 1B6

3 Québec City
2930, rue Watt#117
Québec, QC
G1X 4G3



**4 Festo United States
Headquarters
Festo Corporation**
395 Moreland Road
Hauppauge, NY
11788

5 Appleton
North 922 Tower View Drive, Suite N
Greenville, WI
54942

7 Detroit
1441 West Long Lake Road
Troy, MI
48098

6 Chicago
85 W Algonquin - Suite 340
Arlington Heights, IL
60005

8 Silicon Valley
4935 Southfront Road, Suite F
Livermore, CA
94550

Festo Regional Contact Center

Canadian Customers

Commercial Support:
Tel: 1 877 GO FESTO (1 877 463 3786)
Fax: 1 877 FX FESTO (1 877 393 3786)
Email: festo.canada@ca.festo.com

Technical Support:
Tel: 1 866 GO FESTO (1 866 463 3786)
Fax: 1 877 FX FESTO (1 877 393 3786)
Email: technical.support@ca.festo.com

USA Customers

Commercial Support:
Tel: 1 800 99 FESTO (1 800 993 3786)
Fax: 1 800 96 FESTO (1 800 963 3786)
Email: customer.service@us.festo.com

Technical Support:
Tel: 1 866 GO FESTO (1 866 463 3786)
Fax: 1 800 96 FESTO (1 800 963 3786)
Email: product.support@us.festo.com