Solenoid valve CPE



Characteristics

At a glance

Parameter:
- Width 10, 14, 18 and 24 mm
- Flow rate 180 ... 3200 l/min
- Note: The 5/3-way solenoid valve remains in the previous switching position if both solenoid coils are energised simultaneously. If neither solenoid coil is energised, the spring force moves the valve to its mid-position.

Benefits:
- Performance-optimised sizes: the solenoid valves CPE, Compact Performance, are characterised by minimum overall width and low energy consumption at very high flow rates.
- Valve mounting directly on site: on the cylinder; on moving system parts; flexible installation thanks to individual mounting
- Short tubing with minimal air volume: short switching times; very short reaction times
- Optimisation of systems: shorter machine cycles; increased quantities; reduced power consumption
- Convenient manual override
- CPE10, CPE14 and CPE18: easy assembly of manifold blocks using fixed-grid manifolds made of sturdy aluminium with 2 to 10 valve positions or using modular manifold blocks made of sturdy polymer.
- A current reduction is integrated into the connecting cables NEBV for sizes CPE10 and CPE14. This means that all CPE valves have a duty cycle of 100%.

Valve function

[3GL] 3/2-way valve, normally closed

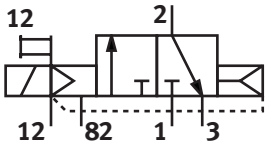

Normally closed

[5L] 5/2-way valve, monostable

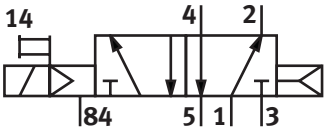

[5J] 5/2-way valve, bistable

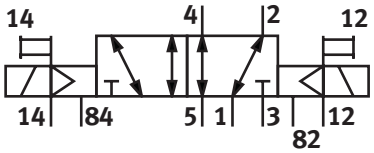

[5/3G] 5/3-way valve, mid-position closed

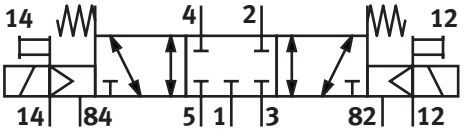

Normally closed

Type code

001	Series	
CPE	Solenoid valve, Compact Performance	

002	Width	
10	10 mm	
14	14 mm	
18	18 mm	
24	24 mm	

003	Nominal operating voltage	
	None	
M1	24 V DC	
M2	110 V AC	
M3	230 V AC	

004	Electrical connection	
BH	Plug pattern ZC	
CH	Plug M8x1	
H	Plug pattern ZC	
P1	Interface for pilot valve size 15 mm to ISO 15218 (CNOMO)	

005	Valve function	
5L	5/2-way valve, monostable	
5J	5/2-way valve, bistable	
3GL	3/2-way valve, normally closed	
3OL	3/2-way valve, normally open	
5/3G	5/3-way valve, mid-position closed	
5/3E	5/3-way valve, mid-position exhausted	
5/3B	5/3-way valve, mid-position pressurised	

006	Pilot air	
	Internal	
S	External	

007	Pneumatic connection	
M5	M5	
M7	M7	
1/8	G1/8	
1/4	G1/4	
3/8	G3/8	
QS-4	Push-in connector 4 mm	
QS-6	Push-in connector 6 mm	
QS-8	Push-in connector 8 mm	
QS-10	Push-in connector 10 mm	
QS-12	Push-in connector 12 mm	

008	Generation	
	None	
B	Series B	

Datasheet

CPE10, General technical data							
Valve function	3/2-way, closed, monostable	3/2 open, monostable	5/2 bistable	5/2-way, monostable	5/3-way, pressurised	5/3 exhausted	5/3 closed
Type of reset	Pneumatic spring		–	Pneumatic spring	Mechanical spring		
Design	Piston gate valve						
Sealing principle	Soft						
lap	Overlap						
Type of actuation	Electric						
Type of piloting	Pilot actuated						
Pilot air supply	External	External, Internal					
Flow direction	Non-reversible		Non-reversible, Reversible				
Exhaust-air function	–		With flow control option				
Manual override	Detenting via accessory, Non-detenting						
Type of mounting	With through-hole						
Mounting position	optional						
Pneumatic connection, port 1	M5, M7, QS-4, QS-6						
Pneumatic connection, port 2	M5, M7, QS-4, QS-6						
Pneumatic connection, port 3	M7						
Pneumatic connection, port 4	–		M5, M7, QS-4, QS-6				
Pneumatic connection, port 5	–		M7				
Pilot air port 12	M3						
Pilot air port 14	–		M3				
Nominal size	4 mm						
Standard nominal flow rate (standardised to DIN 1343)	190 ... 400 l/min		180 ... 350 l/min		180 ... 300 l/min	180 ... 250 l/min	180 ... 350 l/min
Switching time on	14 ms		–	16 ms			
Switching time off	14 ms		–	20 ms			
Switching time reversal	–		8 ms	–			
Duty cycle	100%, 100% in conjunction with holding current reduction						
Construction width	10 mm						
Corrosion resistance class CRC [1]	2 - Moderate corrosion stress						

1) More information www.festo.com/x/topic/kbk

CPE10, Operating and environmental conditions							
Valve function	3/2-way, closed, monostable	3/2 open, monostable	5/2 bistable	5/2-way, monostable	5/3-way, pressurised	5/3 exhausted	5/3 closed
Operating medium	Compressed air to ISO 8573-1:2010 [7:4:4]						
Pilot medium	Compressed air to ISO 8573-1:2010 [7:4:4]						
Note on operating and pilot medium	Lubricated operation possible (in which case lubricated operation will always be required)						
Operating pressure	-0.09 ... 1 MPa						
Operating pressure	-0.9 ... 10 bar						
Pilot pressure	0.25 ... 0.8 MPa			0.3 ... 0.8 MPa			
Pilot pressure	2.5 ... 8 bar			3 ... 8 bar			
Ambient temperature	-5 ... 50°C						
Media temperature	-5 ... 50°C						
Approval	c UL us - Recognized (OL)						
Maritime classification [1]	See certificate						
Certificate issuing authority	DNV-TAA000032X, UL MH19482						

1) More information www.festo.com/catalogue/... d Support/Downloads.

CPE10, Electrical data							
Valve function	3/2-way, closed, monostable	3/2 open, monostable	5/2 bistable	5/2-way, monostable	5/3-way, pressurised	5/3 exhausted	5/3 closed
Degree of protection	IP65, IP67, With plug socket, To IEC 60529						

Datasheet

CPE10, materials	
Material housing	Die-cast aluminium
Material seals	NBR
Note on materials	RoHS-compliant

CPE14, General technical data							
Valve function	3/2-way, closed, monostable	3/2 open, monostable	5/2 bistable	5/2-way, monostable	5/3-way, pressurised	5/3 exhausted	5/3 closed
Type of reset	Pneumatic spring		–	Pneumatic spring	Mechanical spring		
Design	Piston gate valve						
Sealing principle	Soft						
lap	Overlap						
Type of actuation	Electric						
Type of piloting	Pilot actuated						
Pilot air supply	External, Internal						
Flow direction	Non-reversible		Non-reversible, Reversible				
Exhaust-air function	–		With flow control option				
Manual override	Detenting via accessory, Non-detenting						
Type of mounting	With through-hole						
Mounting position	optional						
Pneumatic connection, port 1	G1/8, QS-6, QS-8						
Pneumatic connection, port 2	G1/8, QS-6, QS-8						
Pneumatic connection, port 3	G1/8						
Pneumatic connection, port 4	–		G1/8, QS-6, QS-8				
Pneumatic connection, port 5	–		G1/8				
Pilot air port 12	M3						
Pilot air port 14	–		M3				
Nominal size	6 mm						
Standard nominal flow rate (standardised to DIN 1343)	510 ... 900 l/min		400 ... 800 l/min		370 ... 750 l/min	370 ... 700 l/min	410 ... 750 l/min
Switching time on	16 ms		–	24 ms	20 ms		
Switching time off	27 ms		–	32 ms	42 ms		
Duty cycle	100%, 100% in conjunction with holding current reduction						
Construction width	14 mm						
Corrosion resistance class CRC [1]	2 - Moderate corrosion stress						

1) More information www.festo.com/x/topic/kbk

CPE14, Operating and environmental conditions							
Valve function	3/2-way, closed, monostable	3/2 open, monostable	5/2 bistable	5/2-way, monostable	5/3-way, pressurised	5/3 exhausted	5/3 closed
Operating medium	Compressed air to ISO 8573-1:2010 [7:4:4]						
Pilot medium	Compressed air to ISO 8573-1:2010 [7:4:4]						
Note on operating and pilot medium	Lubricated operation possible (in which case lubricated operation will always be required)						
Operating pressure	-0.09 ... 1 MPa						
Operating pressure	-0.9 ... 10 bar						
Pilot pressure	0.25 ... 0.8 MPa		0.2 ... 0.8 MPa	0.3 ... 0.8 MPa			
Pilot pressure	2.5 ... 8 bar		2 ... 8 bar	3 ... 8 bar			
Ambient temperature	-5 ... 50°C						
Media temperature	-5 ... 50°C						
Approval	c UL us - Recognized (OL)						
Maritime classification [1]	See certificate						
Certificate issuing authority	DNV-TAA000032X, UL MH19482						

1) More information www.festo.com/catalogue/... d Support/Downloads.

CPE14, Electrical data							
Valve function	3/2-way, closed, monostable	3/2 open, monostable	5/2 bistable	5/2-way, monostable	5/3-way, pressurised	5/3 exhausted	5/3 closed
Degree of protection	IP65, IP67, With plug socket, To IEC 60529						

Datasheet

CPE14, materials	
Material housing	Die-cast aluminium, PA-reinforced
Material seals	NBR
Note on materials	RoHS-compliant

CPE18, General technical data							
Valve function	3/2-way, closed, monostable	3/2 open, monostable	5/2 bistable	5/2-way, monostable	5/3-way, pressurised	5/3 exhausted	5/3 closed
Type of reset	Pneumatic spring		–	Pneumatic spring	Mechanical spring		
Design	Piston gate valve						
Sealing principle	Soft						
lap	Overlap						
Type of actuation	Electric						
Type of piloting	Pilot actuated						
Pilot air supply	External, Internal						
Flow direction	Non-reversible		Non-reversible, Reversible				
Exhaust-air function	–		With flow control option				
Manual override	Detenting via accessory, Non-detenting						
Type of mounting	With through-hole						
Mounting position	optional						
Pneumatic connection, port 1	G1/4, QS-8, QS-10						
Pneumatic connection, port 2	G1/4, QS-8, QS-10						
Pneumatic connection, port 3	G1/4						
Pneumatic connection, port 4	–		G1/4, QS-8, QS-10				
Pneumatic connection, port 5	–		G1/4				
Pilot air port 12	M5						
Standard nominal flow rate (standardised to DIN 1343)	850 ... 1,300	850 ... 1,700	850 ... 1,500		780 ... 1,300	780 ... 1,200	850 ... 1,450
Pilot air port 14	–		M5				
Nominal size	8 mm						
Switching time on [1]	28 ms		–	26 ms	20 ms		
Switching time off [2]	18 ms		–	20 ms	38 ms		
Switching time reversal [3]	–		13 ms	–			
Duty cycle	100%						
Construction width	18 mm						
Corrosion resistance class CRC [4]	2 - Moderate corrosion stress						
CE mark (see declaration of conformity) [5]	To EU Low Voltage Directive						
UKCA marking (see declaration of conformity)[6]	To UK regulations for electrical equipment						

1) Switching time basic valve
2) Switching time basic valve
3) Switching time basic valve
4) More information www.festo.com/x/topic/kbk
5) Only valid for CPE18-M2H-... and CPE18-M3H-...
More information www.festo.com/catalogue/... d Support/Downloads.
6) Only valid for CPE18-M2H-... and CPE18-M3H-...
More information www.festo.com/catalogue/... d Support/Downloads.

Datasheet

CPE18, Operating and environmental conditions							
Valve function	3/2-way, closed, monostable	3/2 open, monostable	5/2 bistable	5/2-way, monostable	5/3-way, pressurised	5/3 exhausted	5/3 closed
Operating medium	Compressed air to ISO 8573-1:2010 [7:4:4]						
Pilot medium	Compressed air to ISO 8573-1:2010 [7:4:4]						
Note on operating and pilot medium	Lubricated operation possible (in which case lubricated operation will always be required)						
Operating pressure	-0.09 ... 1 MPa						
Operating pressure	-0.9 ... 10 bar						
Pilot pressure	0.25 ... 1 MPa		0.2 ... 1 MPa	0.25 ... 1 MPa			
Pilot pressure	2.5 ... 10 bar		2 ... 10 bar	2.5 ... 10 bar			
Ambient temperature	-5 ... 50°C						
Media temperature	-5 ... 50°C						
Approval	c UL us - Recognized (OL)						
Maritime classification [1)]	See certificate						
Certificate issuing authority	DNV-TAA000032X, UL MH19482						

1) More information www.festo.com/catalogue/... d Support/Downloads.

CPE18, Electrical data							
Valve function	3/2-way, closed, monostable	3/2 open, monostable	5/2 bistable	5/2-way, monostable	5/3-way, pressurised	5/3 exhausted	5/3 closed
Degree of protection	IP65, With plug socket, To IEC 60529						

CPE18, materials	
Material housing	Die-cast aluminium, PA-reinforced
Material seals	NBR
Note on materials	RoHS-compliant

CPE18, directional control valves without pilot valve, materials	
Material housing	Die-cast aluminium
Material seals	NBR
Note on materials	RoHS-compliant

Datasheet

CPE24, General technical data							
Valve function	3/2-way, closed, monostable	3/2 open, monostable	5/2 bistable	5/2-way, monostable	5/3-way, pressurised	5/3 exhausted	5/3 closed
Type of reset	Pneumatic spring		–	Pneumatic spring	Mechanical spring		
Design	Piston gate valve						
Sealing principle	Soft						
lap	Overlap						
Type of actuation	Electric						
Type of piloting	Pilot actuated						
Pilot air supply	External, Internal						
Flow direction	Non-reversible		Non-reversible, Reversible				
Exhaust-air function	–		With flow control option				
Manual override	Detenting via accessory, Non-detenting						
Type of mounting	With through-hole						
Mounting position	optional						
Pneumatic connection, port 1	G3/8, QS-10, QS-12						
Pneumatic connection, port 2	G3/8, QS-10, QS-12						
Pneumatic connection, port 3	G3/8						
Pneumatic connection, port 4	–		G3/8, QS-10, QS-12				
Pneumatic connection, port 5	–		G3/8				
Pilot air port 12	M5						
Pilot air port 14	–		M5				
Nominal size	11 mm						
Standard nominal flow rate (standardised to DIN 1343)	1,250 ... 2,500 l/min	1,250 ... 3,000 l/min	1,250 ... 3,200 l/min	1,250 ... 2,900 l/min	1,250 ... 2,600 l/min	1,250 ... 2,650 l/min	1,250 ... 3,000 l/min
Switching time on	50 ms		–	40 ms	25 ms		
Switching time off	33 ms		–	50 ms	55 ms		
Switching time reversal	–		25 ms	–			
Duty cycle	100%						
Construction width	24 mm						
Corrosion resistance class CRC [1]	2 - Moderate corrosion stress						
CE mark (see declaration of conformity) [2]	To EU Low Voltage Directive						
UKCA marking (see declaration of conformity)[3]	To UK regulations for electrical equipment						

1) More information www.festo.com/x/topic/kbk
2) Only valid for CPE24-M2H-... and CPE24-M3H-...
More information www.festo.com/catalogue/... d Support/Downloads.
3) Only valid for CPE24-M2H-... and CPE24-M3H-...
More information www.festo.com/catalogue/... d Support/Downloads.

CPE24, Electrical data							
Valve function	3/2-way, closed, monostable	3/2 open, monostable	5/2 bistable	5/2-way, monostable	5/3-way, pressurised	5/3 exhausted	5/3 closed
Degree of protection	IP65, With plug socket, To IEC 60529						

Datasheet

CPE24, Operating and environmental conditions							
Valve function	3/2-way, closed, monostable	3/2 open, monostable	5/2 bistable	5/2-way, monostable	5/3-way, pressurised	5/3 exhausted	5/3 closed
Operating medium	Compressed air to ISO 8573-1:2010 [7:4:4]						
Pilot medium	Compressed air to ISO 8573-1:2010 [7:4:4]						
Note on operating and pilot medium	Lubricated operation possible (in which case lubricated operation will always be required)						
Operating pressure	-0.09 ... 1 MPa						
Operating pressure	-0.9 ... 10 bar						
Pilot pressure	0.25 ... 1 MPa		0.2 ... 1 MPa	0.25 ... 1 MPa			
Pilot pressure	2.5 ... 10 bar		2 ... 10 bar	2.5 ... 10 bar			
Ambient temperature	-5 ... 50°C						
Media temperature	-5 ... 50°C						
Approval	c UL us - Recognized (OL)						
Maritime classification [1)]	See certificate						
Certificate issuing authority	DNV-TAA000032X, UL MH19482						

1) More information www.festo.com/catalogue/... d Support/Downloads.

CPE24, materials	
Material housing	Die-cast aluminium
Material seals	NBR
Note on materials	RoHS-compliant

Dimensions

Dimensions – CPE10, 3/2-way valve Download CAD data www.festo.com

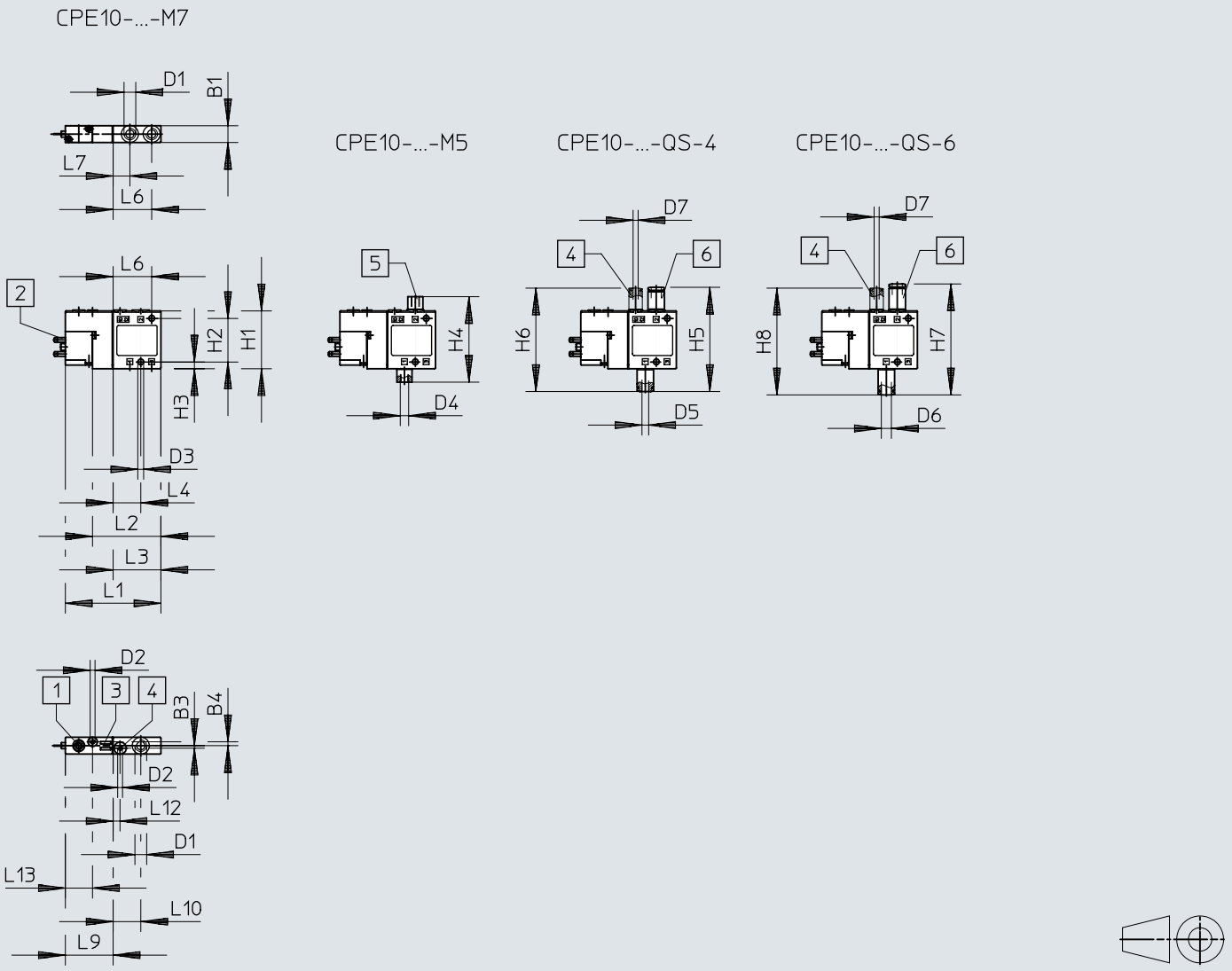

[1] Manual override, non-detenting, resetting
[2] Plug pins, connection pattern ZC
[3] Space for inscription label
[4] Port 10/12 for external pilot air
[5] Reducer M7 on M5
[6] QA push-in fitting

	B1	B3	B4	D1	D2	D3 ø	D4	D5 ø	D6 ø	D7 ø	H1	H2	H3	H4	H5	H6	H7	H8
CPE10-M1BH-3...	10	1,5	2,3	M7	M3	3,5	M5	4	6	3	35	26	4	51	62,2	61,7	66,2	63,7

	L1	L2	L3	L4	L6	L7	L9	L10	L12	L13
CPE10-M1BH-3...	57	40,8	28,5	16,5	23	10	28,5	16,5	4,2	16,3

Dimensions

Dimensions – CPE10, 5/2-way valve, single solenoid Download CAD data www.festo.com

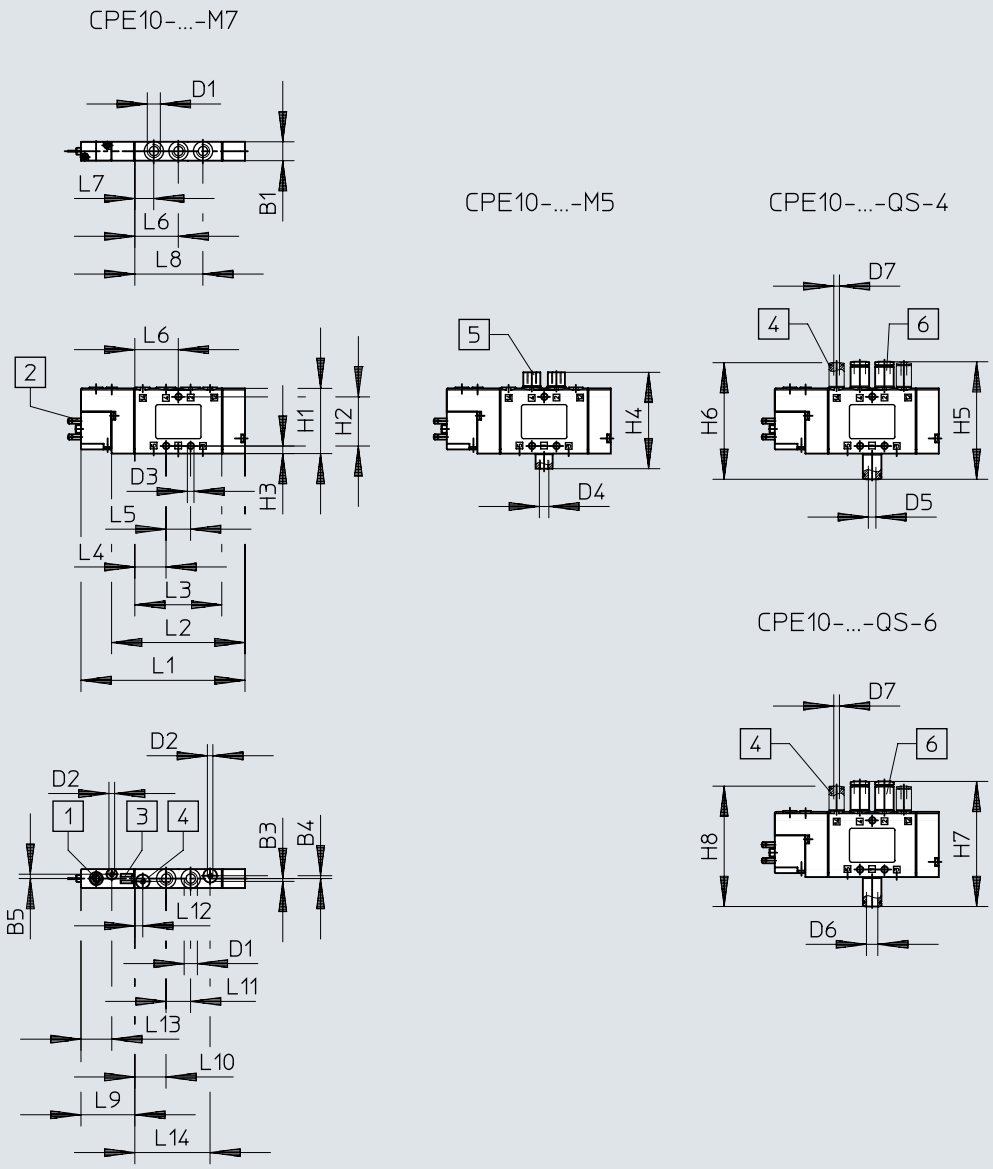

[1] Manual override, non-detenting, resetting
[2] Plug pins, connection pattern ZC
[3] Space for inscription label
[4] Port 10/12 for external pilot air
[5] Reducer M7 on M5
[6] QA push-in fitting

	B1	B3	B4	B5	D1	D2	D3 ⌀	D4	D5 ⌀	D6 ⌀	D7 ⌀	H1	H2	H3	H4	H5	H6	H7	H8
CPE10-M1BH-5L...	10	1,5	1,5	2,3	M7	M3	3,5	M5	4	6	3	35	26	4	51	62,2	61,7	66,2	63,7

	L1	L2	L3	L4	L5	L6	L7	L8	L9	L10	L11	L12	L13	L14
CPE10-M1BH-5L...	86,8	70,6	46	16,5	13	23	10	36	28,5	16,5	13	4,2	16,3	39,8

Dimensions

Dimensions – CPE10, 5/2 double pilot valve and 5/3-way valve Download CAD data www.festo.com

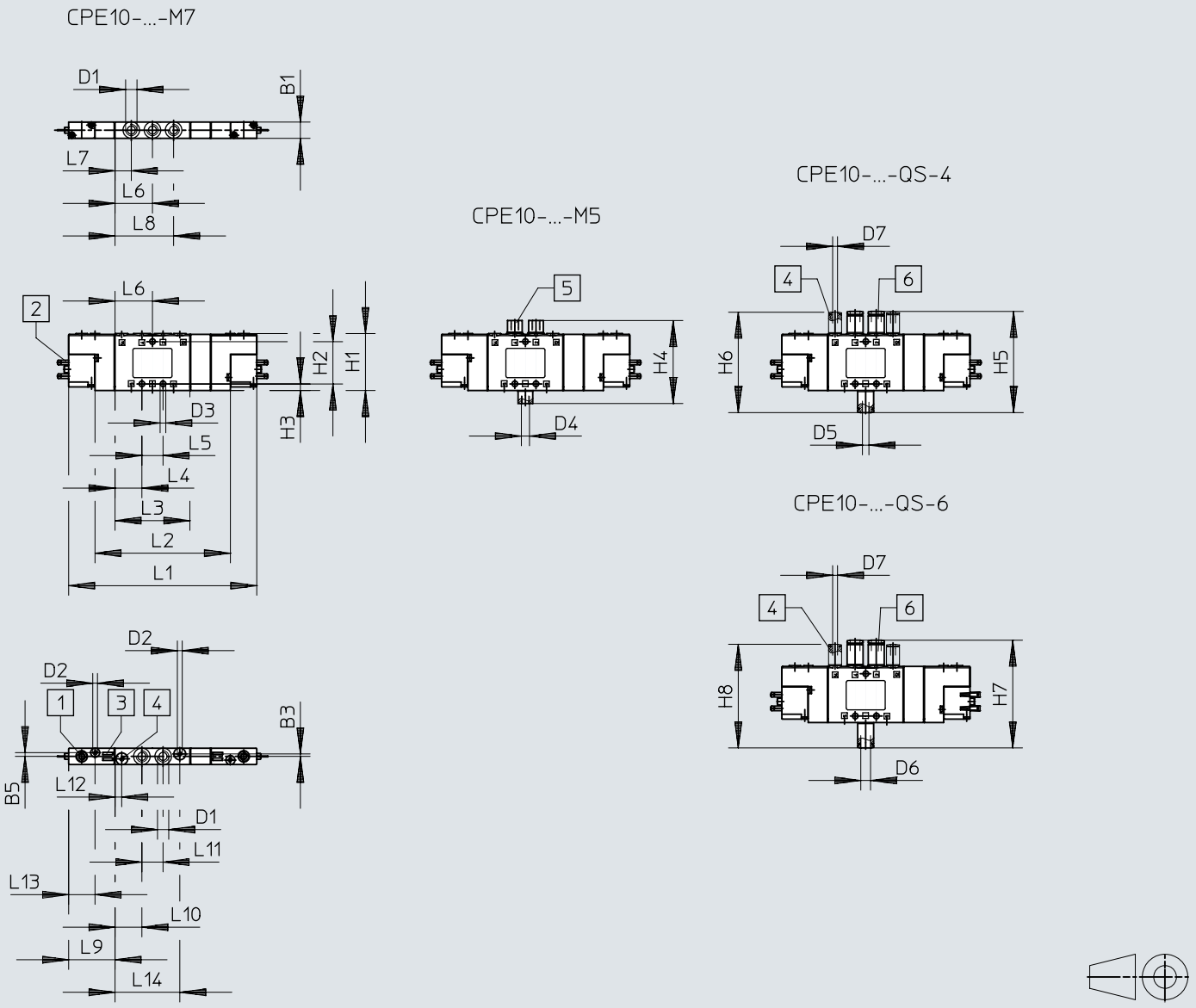

[1] Manual override, non-detenting, resetting
[2] Plug pins, connection pattern ZC
[3] Space for inscription label
[4] Port 10/12 for external pilot air
[5] Reducer M7 on M5
[6] QA push-in fitting

	B1	B3	B5	D1	D2	D3 ⌀	D4	D5 ⌀	D6 ⌀	D7 ⌀	H1	H2	H3	H4	H5	H6	H7	H8
CPE-10-...-5J	10	1,5	2,3	M7	M3	3,5	M5	4	6	3	35	26	4	51	62,2	61,7	66,2	63,7
CPE-10-...-5/3																		

	L1	L2	L3	L4	L5	L6	L7	L8	L9	L10	L11	L12	L13	L14
CPE-10-...-5J	103	70,6	46	16,5	13	23	10	36	28,5	16,5	13	4,2	16,3	39,8
CPE-10-...-5/3	115,6	83,2												

Dimensions

Dimensions – CPE10, solenoid valves with round plug M8x1

Download CAD data www.festo.com

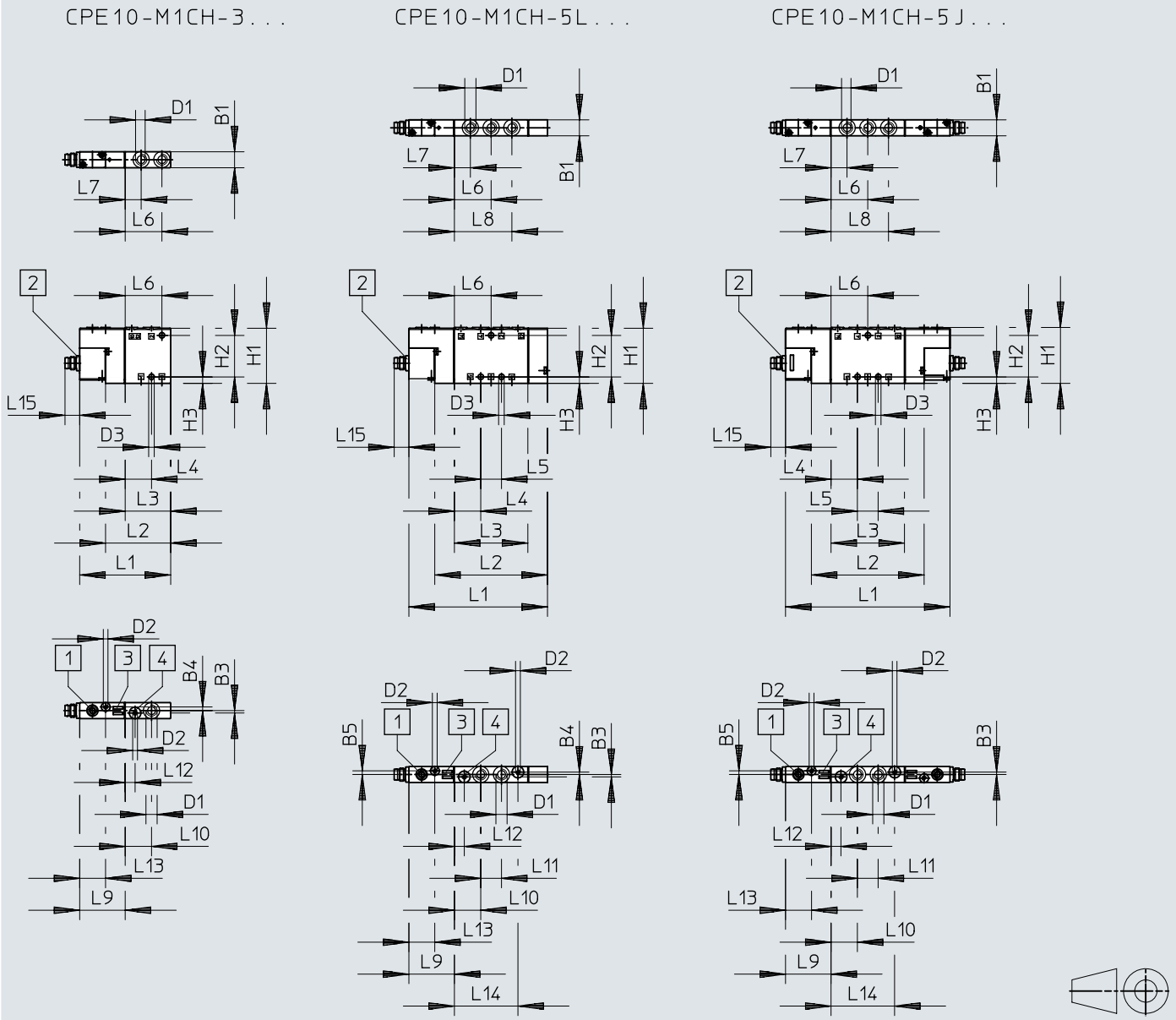

[1] Manual override, non-detenting, resetting
[2] 1x M8 plug
[3] Space for inscription label
[4] Port 10/12 for external pilot air

	B1	B3	B4	B5	D1	D2	D3 ⌀	H1	H2	H3
CPE-10-M1CH-3...	10	1,5	2,3	–	M7	M3	3,5	35	26	4
CPE-10-M1CH-5L...			1,5	2,3						
CPE-10-M1CH-5J...			–							

	L1	L2	L3	L4	L5	L6	L7	L8	L9	L10	L11	L12	L13	L14	L15
CPE-10-M1CH-3...	57	40,8	28,5	16,5	–	23	10	–	28,5	16,5	–	6,2	16,3	9,2	–
CPE-10-M1CH-5L...	86,8	70,6	46		13			36			13			39,82	9,2
CPE-10-M1CH-5J...	103														

Dimensions

Dimensions – CPE10, connection block, fixed grid manifold 5/2 and 5/3

Download CAD data www.festo.com

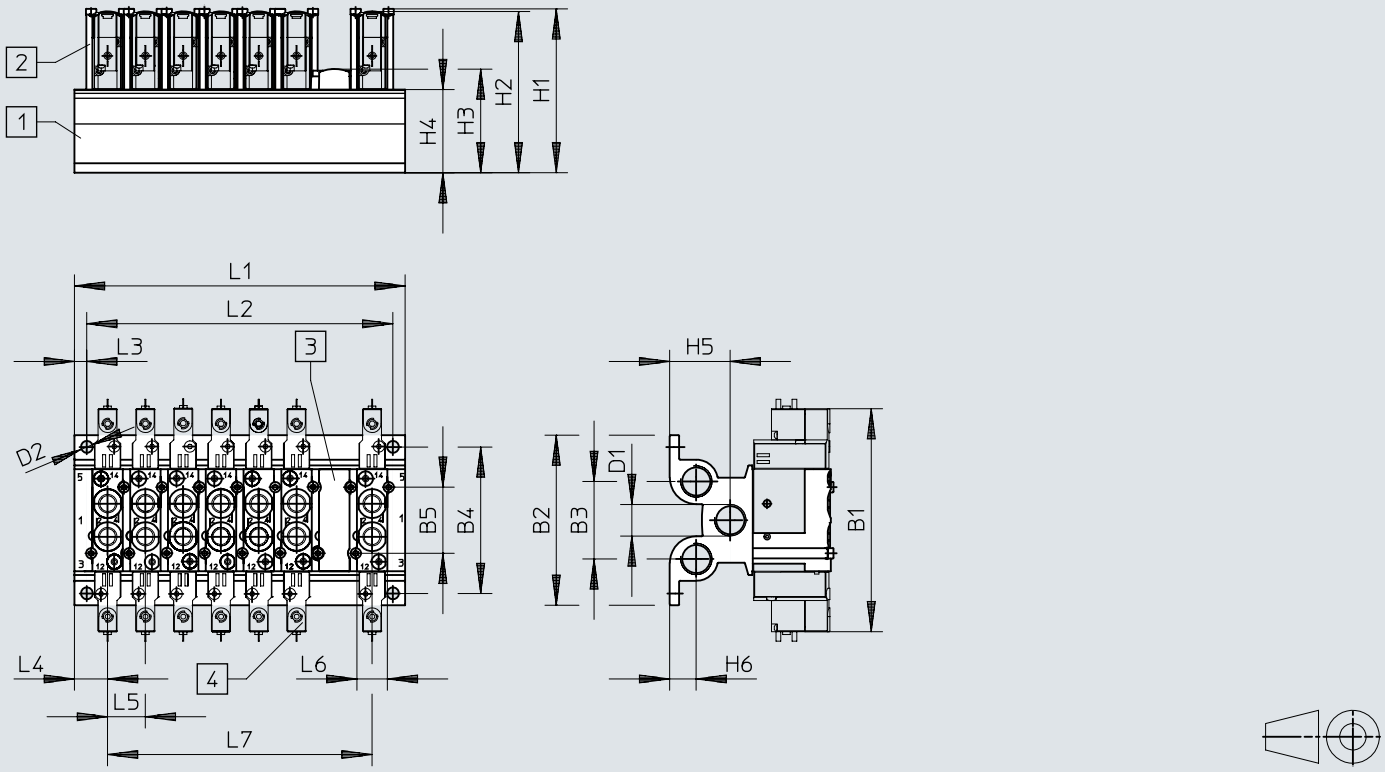

[1] Manifold block
[2] Retainer
[3] Cover plate
[4] Valves

	B1	B2	B3	B4	B5	D1	D2 ⌀	H1	H2	H3	H4	H5	H6
CPE10-PRS...	103	79	35	67,5	26	G1/4	5,3	72	69,5	44,8	34	23,5	11

	L1	L2	L3	L4	L5	L6	L7
CPE10-PRS...	28 + (n–1) x 16	L1 – 11 ± 0,1	5,5	14	16	13,4	(n–1) x 16

Dimensions

Dimensions – CPE10, connection block, fixed grid manifold 3/2

Download CAD data www.festo.com

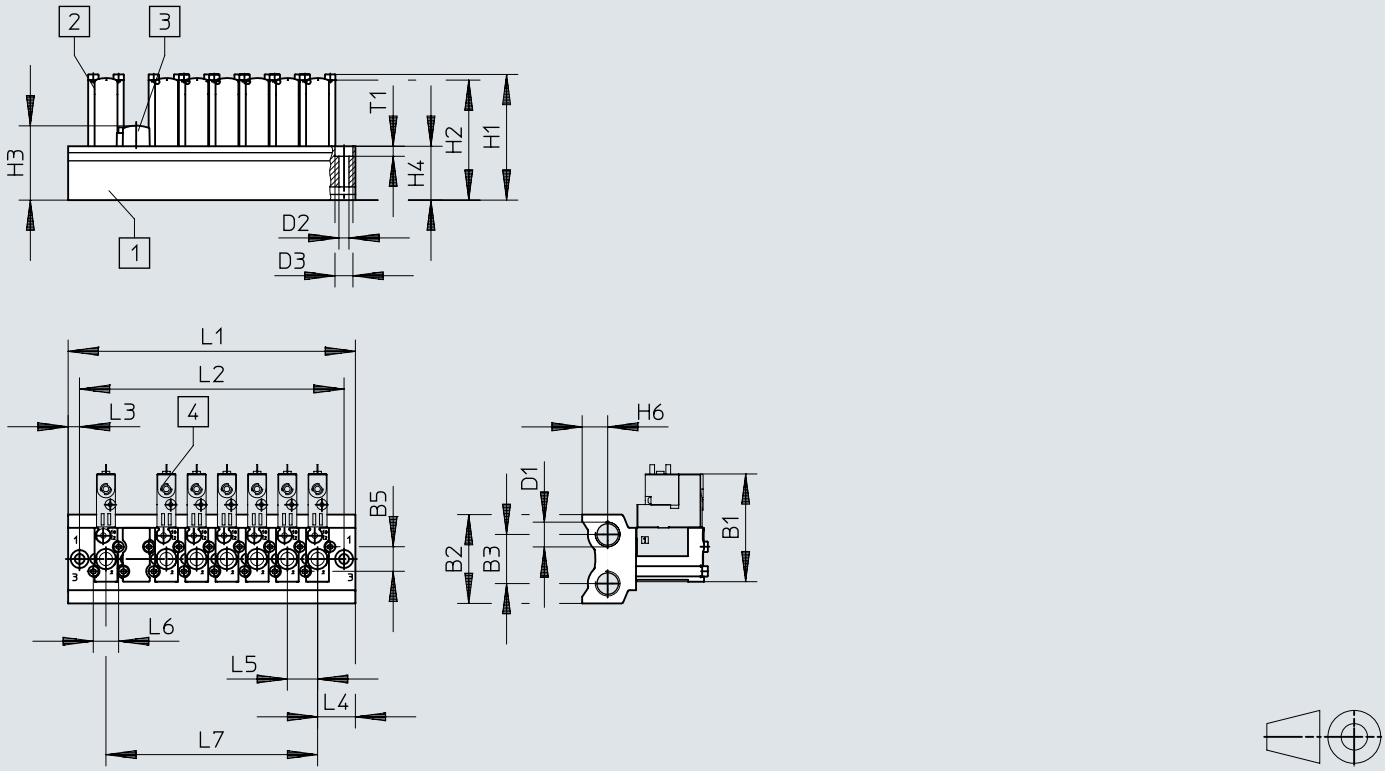

[1] Manifold block
[2] Retainer
[3] Cover plate
[4] Valves

	B1	B2	B3	B5	D1	D2 ⌀	D3 ⌀	H1	H2	H3	H4	H6
CPE10-3/2-PRS...	57	47	26	13	G1/4	5,3	9,5	66,5	63,5	39,3	28,5	13,5

	L1	L2	L3	L4	L5	L6	L7	T1
CPE10-3/2-PRS...	40 + (n–1) x 16	28 + (n–1) x 16	6	20	16	13,4	(n–1) x 16	5,3

Dimensions

Dimensions – CPE10, modular manifold Download CAD data www.festo.com

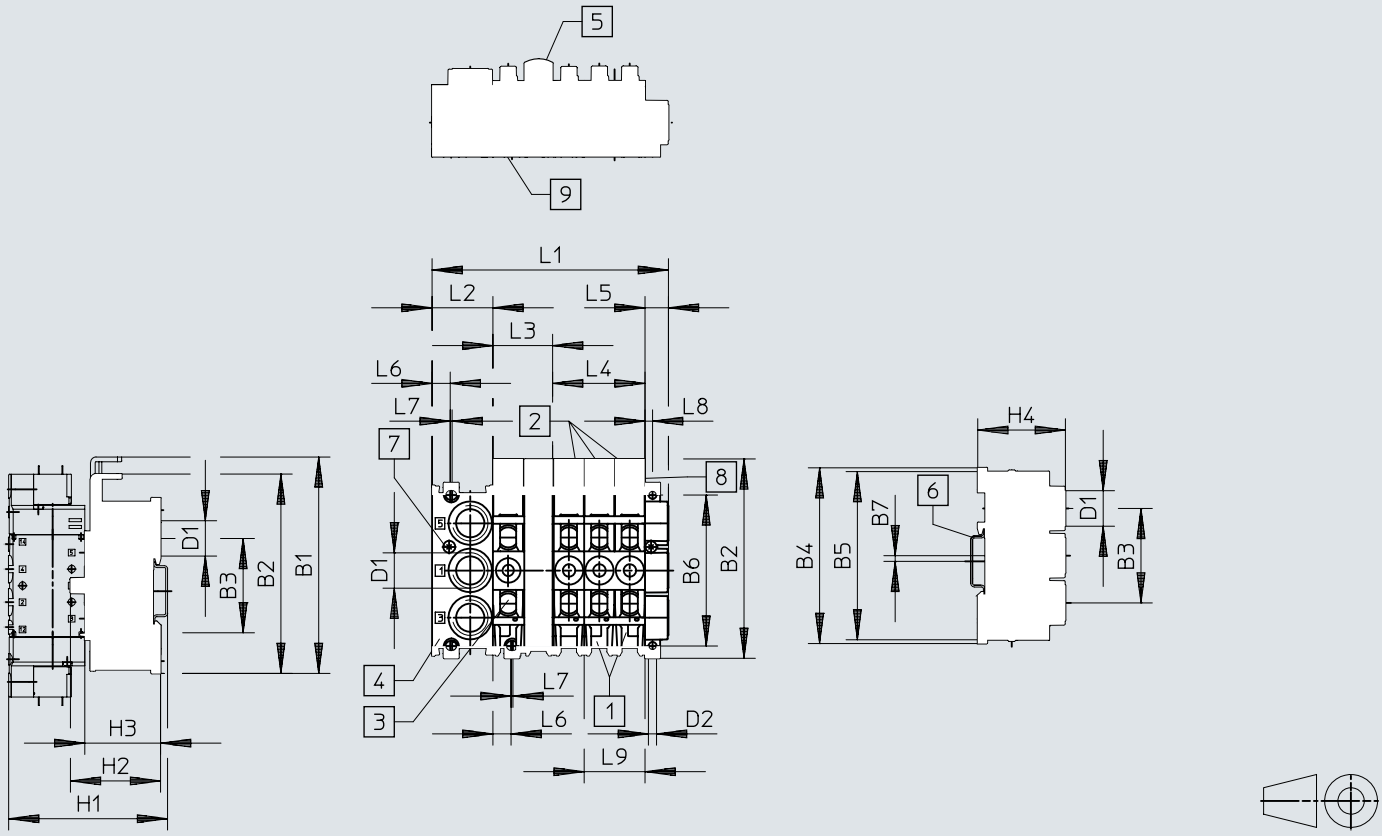

[1] Manifold block CPE...-PRSG...-2 for 2 valves
[2] Manifold block CPE...-PRSG...-3 for 3 valves
[3] Expansion block CPE...-PRSE...-2 for 2 valves
[4] End block CPE...-PRS-EP
[5] Cover plate CPE...-PRSB
[6] H-rail to EN 50002 for mounting
[7] Clamping screw for H-rail
[8] Location for inscription labels type IBS 6 x 10
[9] Connecting component

	B1	B2	B3	B4	B5	B6	B7	D1	D2 ⌀	H1	H2	H3	H4
CPE10	93,5	87	37	73	71	60	7	G1/4	3,3	~72	~40	~34	37

	L1[1]	L2	L3	L4	L5	L6	L7	L8	L9
CPE10	24+(nx12)+11,4	24	24	36	11,4	9,6	–	3,2	24

1) n = number of valve positions

Dimensions

Dimensions – CPE14, 3/2-way valve Download CAD data www.festo.com

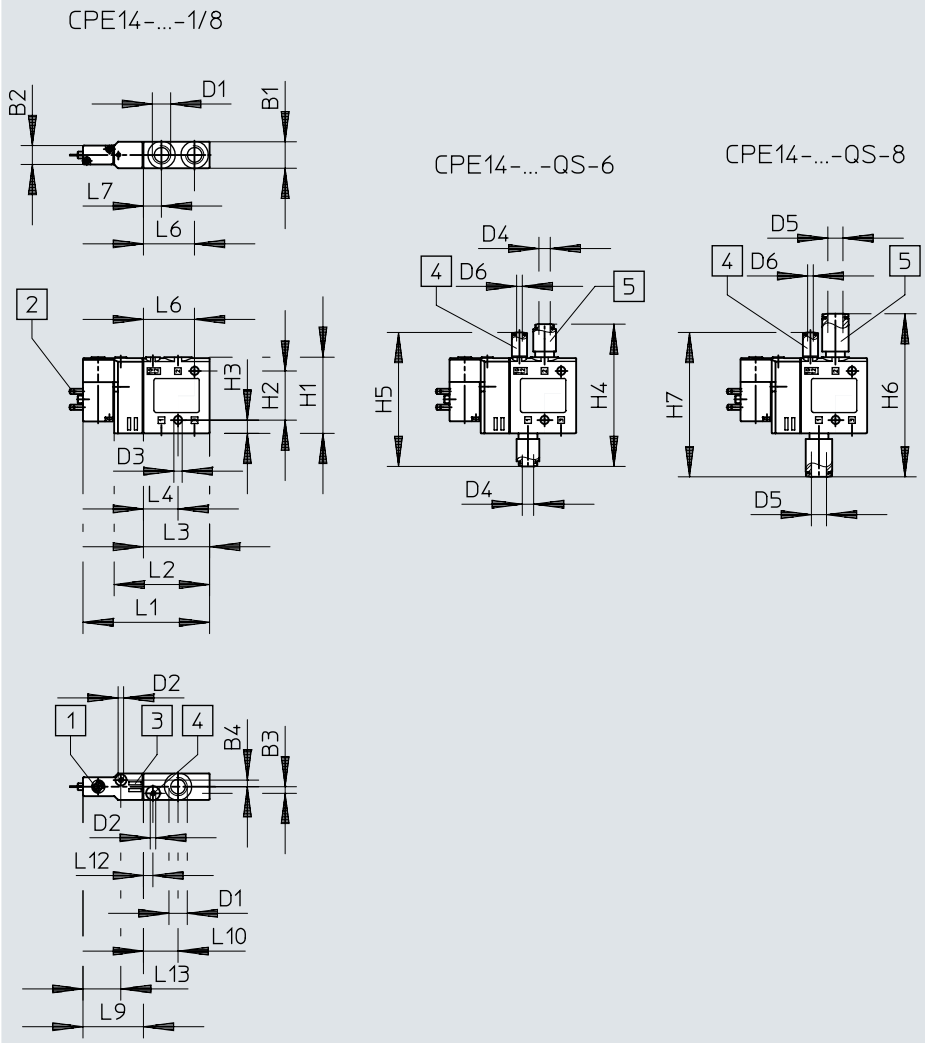

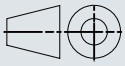

[1] Manual override
[2] Plug pins, connection pattern ZC
[3] Space for inscription label
[4] Port 10/12 for pilot air supply
[5] QA push-in fitting

	B1	B2	B3	B4	D1	D2	D3 ø	D4 ø	D5 ø	D6 ø	H1	H2	H3	H4	H5	H6	H7
CPE14-M1BH-3...	14	10	3,5	3,5	G1/8	M3	4,4	6	8	3	40,3	26	7	75,3	70,9	86,3	76,4

	L1	L2	L3	L4	L6	L7	L9	L10	L12	L13
CPE14-M1BH-3...	67	50,5	35	18,3	27	9,5	32	18	5	20

Dimensions

Dimensions – CPE14, 5/2-way valve, single solenoid Download CAD data www.festo.com

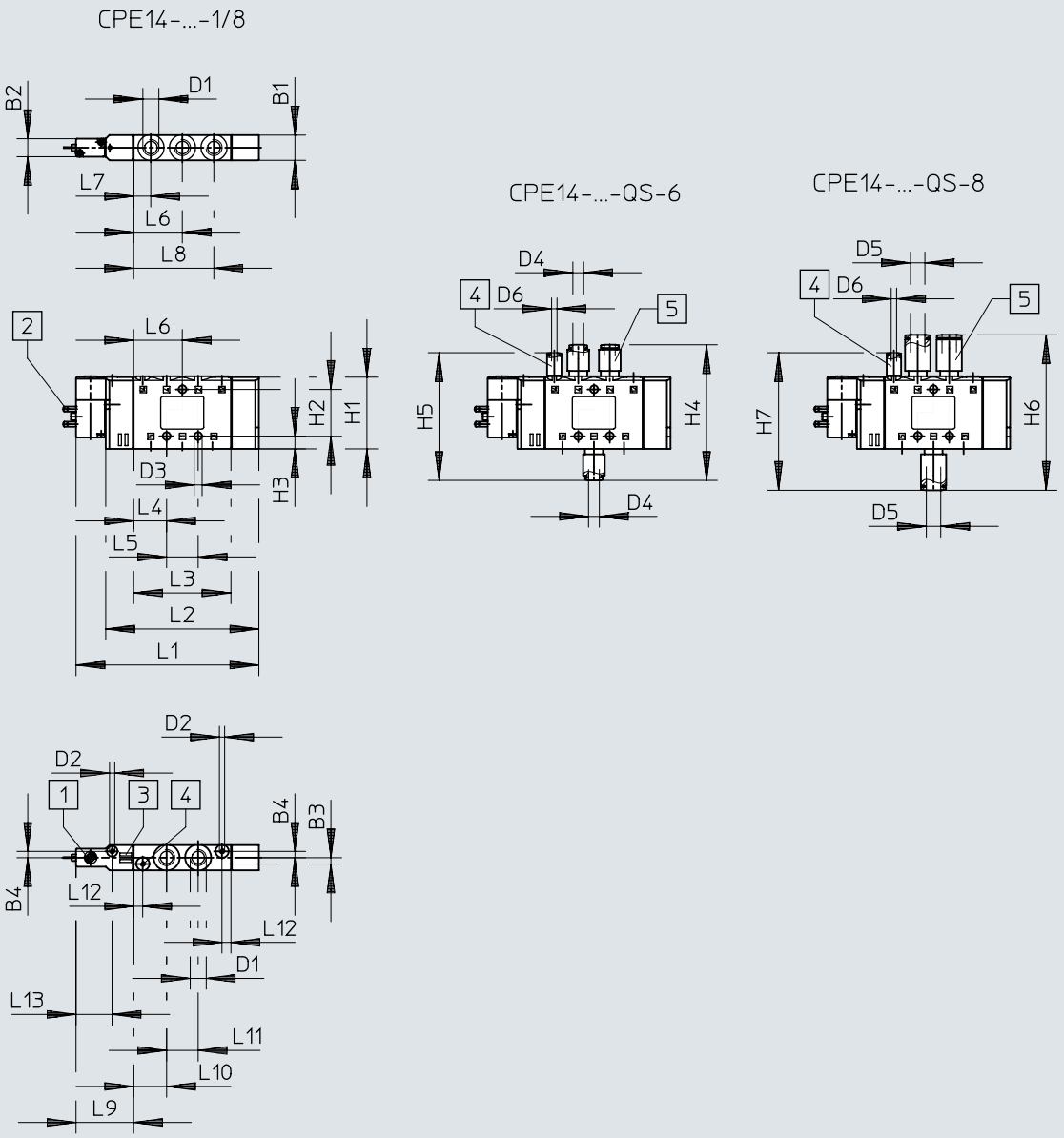

[1] Manual override
[2] Plug pins, connection pattern ZC
[3] Space for inscription label
[4] Port 12/14 for external pilot air supply
[5] QA push-in fitting

	B1	B2	B3	B4	D1	D2	D3 ⌀	D4 ⌀	D5 ⌀	D6 ⌀	H1	H2	H3	H4	H5	H6	H7
CPE14-M1BH-5L...	14	10	3,5	3,5	G1/8	M3	4,4	6	8	3	40,3	26	7	75,3	70,9	86,3	76,4

	L1	L2	L3	L4	L5	L6	L7	L8	L9	L10	L11	L12	L13
CPE14-M1BH-5L...	101,5	85	54	18,3	17,5	27	9,5	44,5	32	18,3	17,5	5	20

Dimensions

Dimensions – CPE14, 5/2-way valve double solenoid Download CAD data www.festo.com

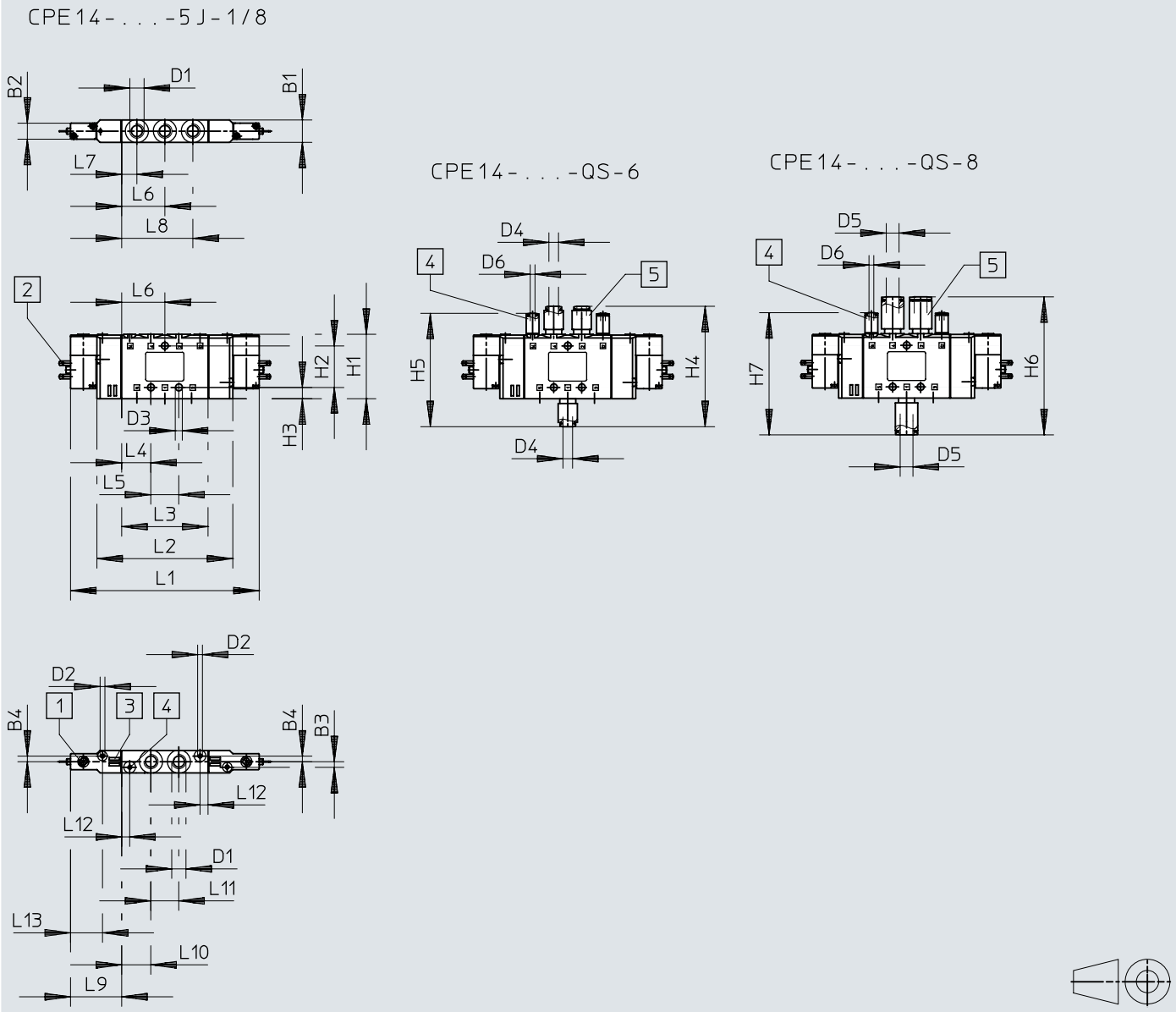

[1] Manual override
[2] Plug pins, connection pattern ZC
[3] Space for inscription label
[4] Port 12/14 for external pilot air supply
[5] QA push-in fitting

	B1	B2	B3	B4	D1	D2	D3 ⌀	D4 ⌀	D5 ⌀	D6 ⌀	H1	H2	H3	H4	H5	H6	H7
CPE14-...-5J-1/8	14	10	3,5	3,5	G1/8	M3	4,4	6	8	3	40,3	26	7	75,3	70,9	86,3	76,4

	L1	L2	L3	L4	L5	L6	L7	L8	L9	L10	L11	L12	L13
CPE14-...-5J-1/8	118	85	54	18,3	17,5	27	9,5	44,5	32	18,3	17,5	5	20

Dimensions

Dimensions – CPE14, 5/3-way valve Download CAD data www.festo.com

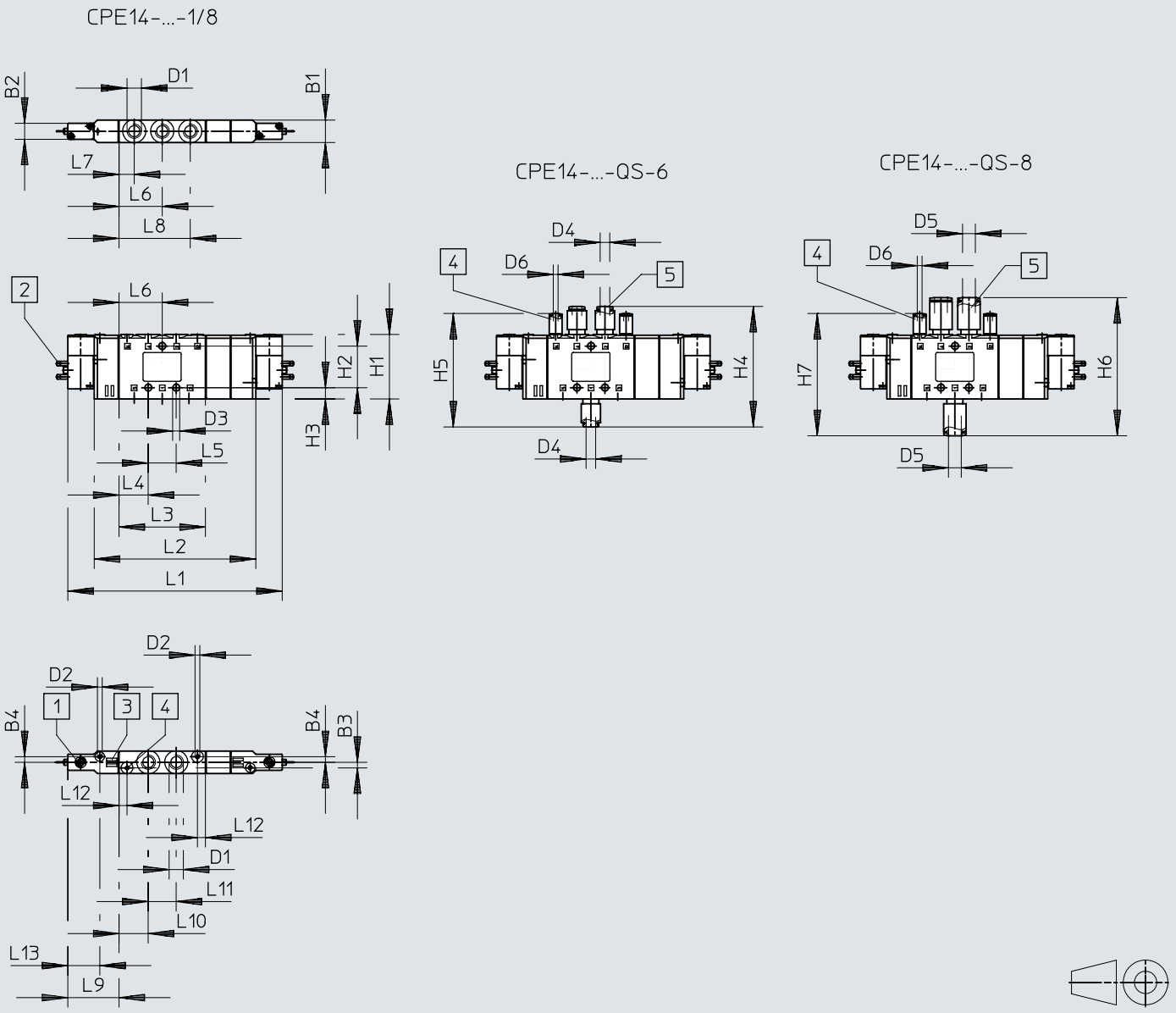

[1] Manual override
[2] Plug pins, connection pattern ZC
[3] Space for inscription label
[4] Port 12/14 for external pilot air supply
[5] QA push-in fitting

	B1	B2	B3	B4	D1	D2	D3 ⌀	D4 ⌀	D5 ⌀	D6 ⌀	H1	H2	H3	H4	H5	H6	H7
CPE14-M1BH...-5J	14	10	3,5	3,5	G1/8	M3	4,4	6	8	3	40,3	26	7	75,3	70,9	86,3	76,4
CPE14-M1BH...-5/3																	

	L1	L2	L3	L4	L5	L6	L7	L8	L9	L10	L11	L12	L13
CPE14-M1BH...-5J	118	85	46	18,3	17,5	27	9,5	44,5	32	18,3	17,5	5	20
CPE14-M1BH...-5/3	134	101											

Dimensions

Dimensions – CPE14, solenoid valves with round plug M8x1

Download CAD data www.festo.com

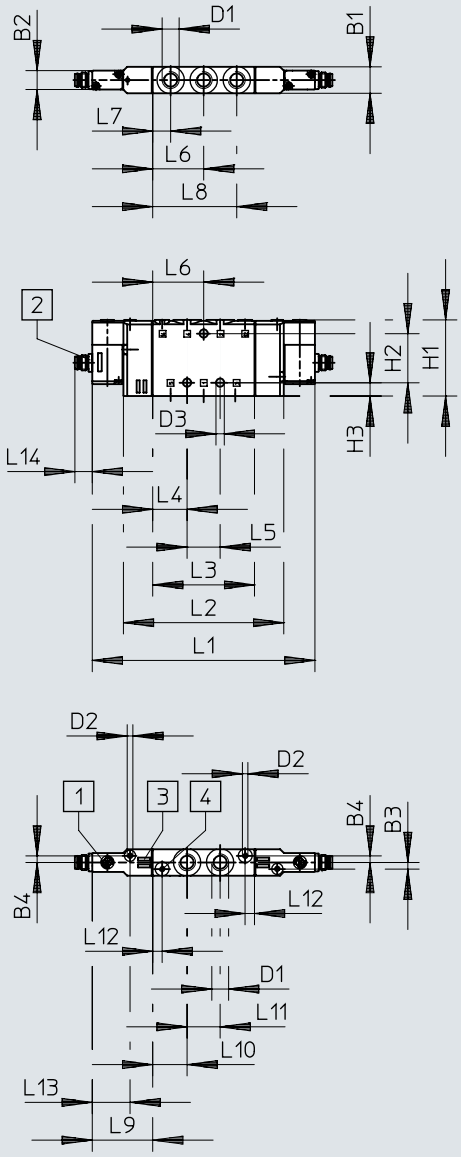

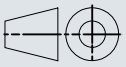

[1] Manual override
[2] 1x M8 plug
[3] Space for inscription label
[4] Port 12/14 for external pilot air supply

	B1	B2	B3	B4	D1	D2	D3 ⌀	H1	H2	H3
CPE14-M1CH-5J-...-1/8	14	10	3,5	3,5	G1/8	M3	4,4	40,4	26	7

	L1	L2	L3	L4	L5	L6	L7	L8	L9	L10	L11	L12	L13	L14
CPE14-M1CH-5J-...-1/8	118	85	54	18,3	17,5	27	9,5	44,5	32	18,3	17,5	5	20	9,2

Dimensions

Dimensions – CPE14, solenoid valves with round plug M8x1

Download CAD data www.festo.com

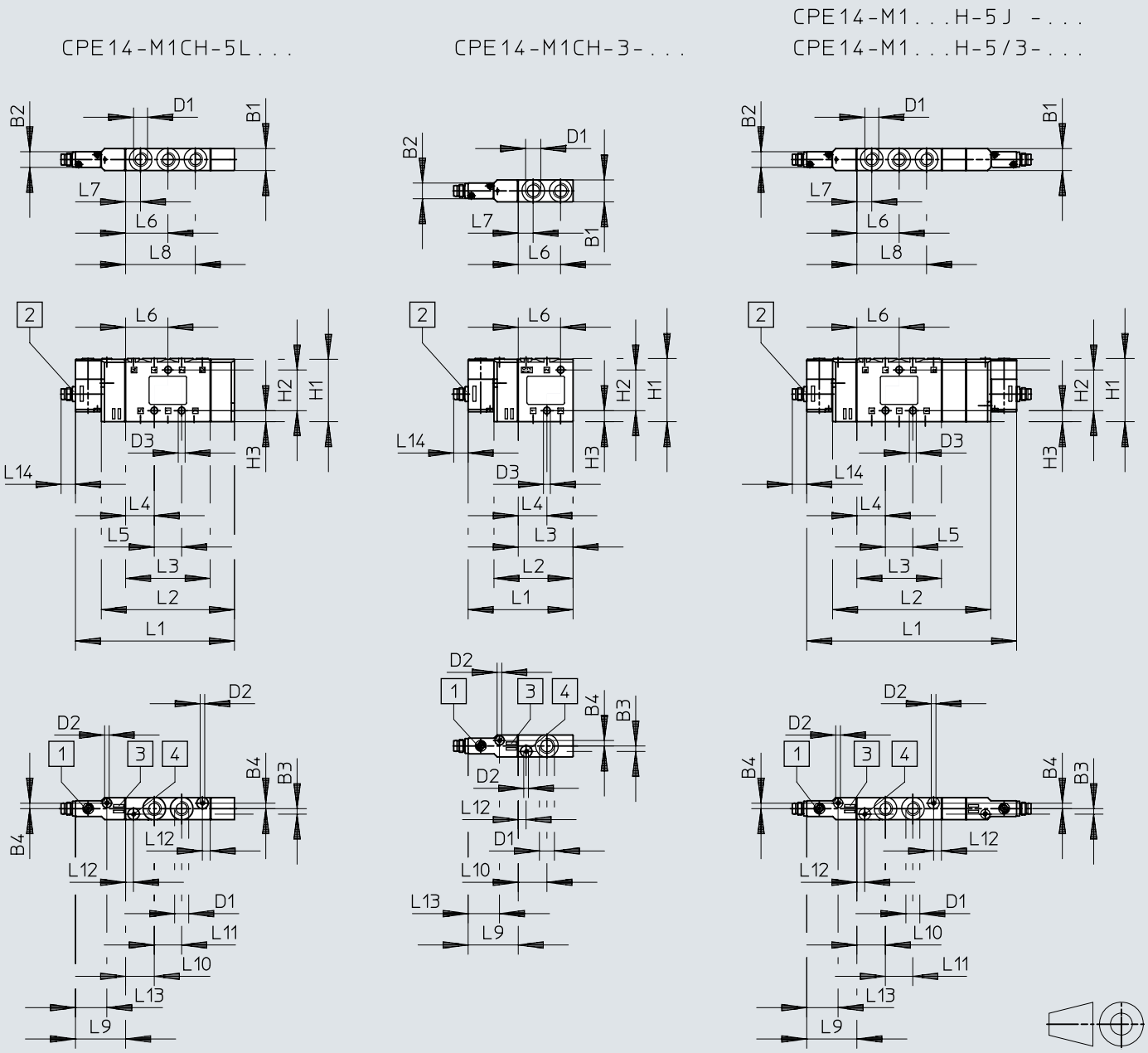

[1] Manual override
[2] 1x M8 plug
[3] Space for inscription label
[4] Port 12/14 for external pilot air supply

Dimensions

	B1	B2	B3	B4	D1	D2	D3 ⌀	H1	H2	H3
CPE14-M1CH-3...	14	10	3,5	3,5	G1/8	M3	4,4	40,3	26	7
CPE14-M1CH-5L...										
CPE14-M1CH-5J...								40,4		
CPE14-M1BH-5J								40,3		
CPE14-M1BH-5/3										

	L1	L2	L3	L4	L5	L6	L7	L8	L9	L10	L11	L12	L13	L14
CPE14-M1CH-3...	67	50,5	35	18,3	–	27	9,5	–	32	18,3	–	5	20	9,2
CPE14-M1CH-5L...	101,5	85	54		17,5			44,5			17,5			
CPE14-M1CH-5J...	118													
CPE14-M1BH-5J...														
CPE14-M1BH-5/3...	134	101												

Dimensions

Dimensions – CPE14, connection block, fixed grid manifold 5/2 and 5/3

Download CAD data www.festo.com

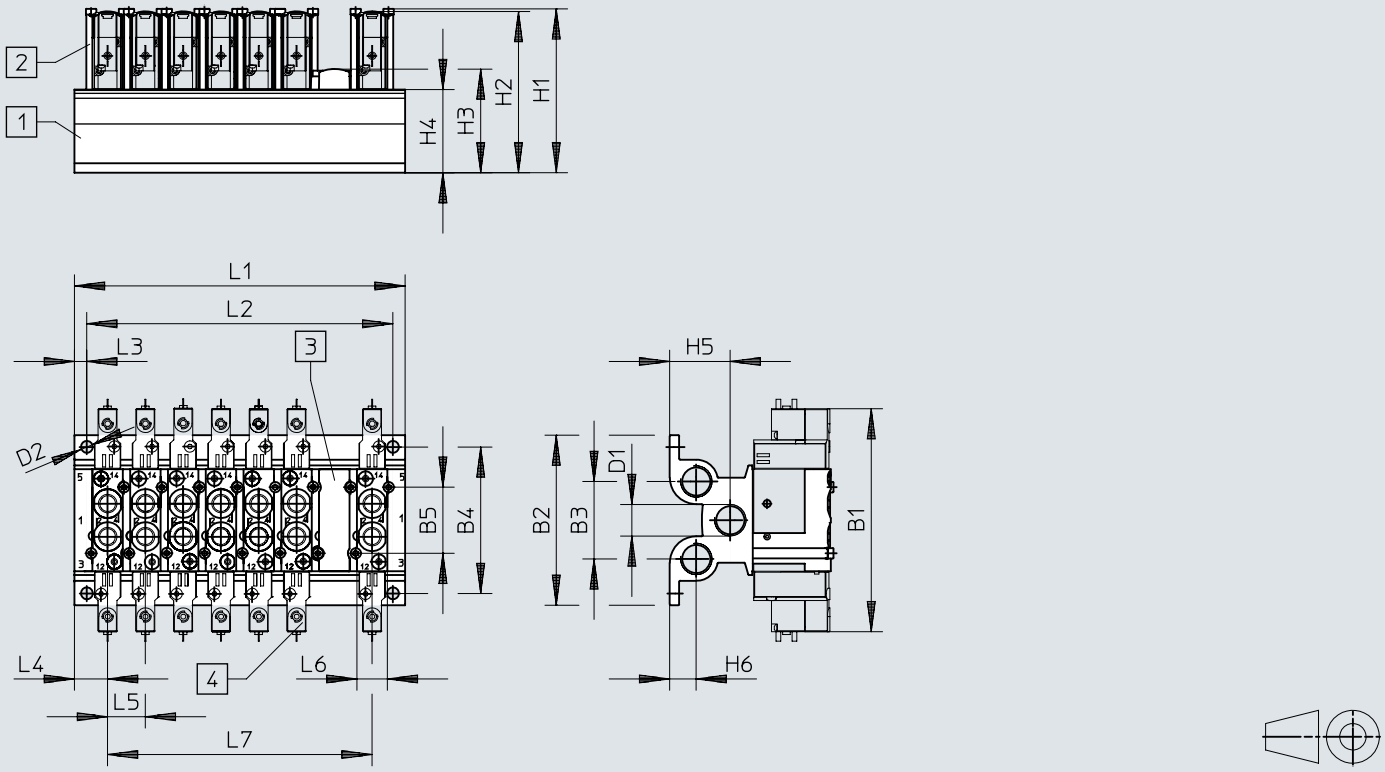

[1] Manifold block grid dimension 16 mm
[2] Retainer
[3] Cover plate
[4] Valves

	B1	B2	B3	B4	B5	D1	D2 ⌀	H1	H2	H3	H4	H5	H6
CPE14-PRS...	118	90	41	77,5	35	G3/8	6,3	86,7	84,8	54,8	44	32	14

	L1	L2	L3	L4	L5	L6	L7
CPE14-PRS...	35 + (n–1) x 20	L1 – 13 ± 0,1	6,5	17,5	20	17,4	(n–1) x 20

Dimensions

Dimensions – CPE14, connection block, fixed grid manifold 3/2

Download CAD data www.festo.com

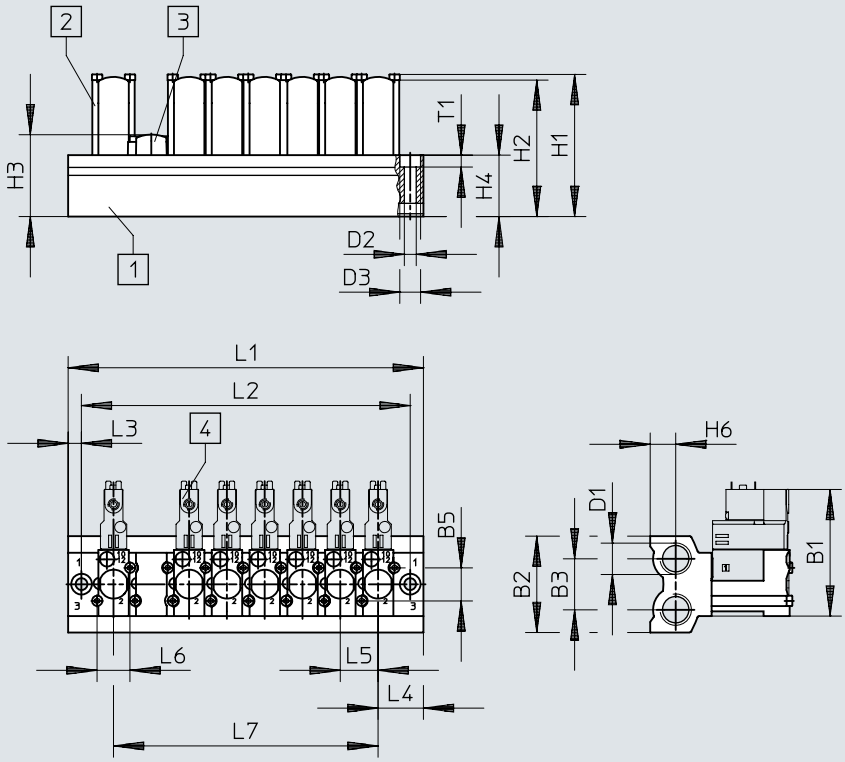

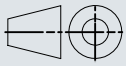

[1] Manifold block grid dimension 20 mm
[2] Retainer
[3] Cover plate
[4] Valves

	B1	B2	B3	B5	D1	D2 ⌀	D3 ⌀	H1	H2	H3	H4	H6
CPE14-3/2-PRS...	67	51	27	17,5	G3/8	6,3	11	75,2	72,2	43,3	32,5	13,5

	L1	L2	L3	L4	L5	L6	L7	T1
CPE14-3/2-PRS...	48 + (n–1) x 20	34 + (n–1) x 20	7	24	20	17,4	(n–1) x 20	6,3

Dimensions

Dimensions – CPE14, modular manifold Download CAD data www.festo.com

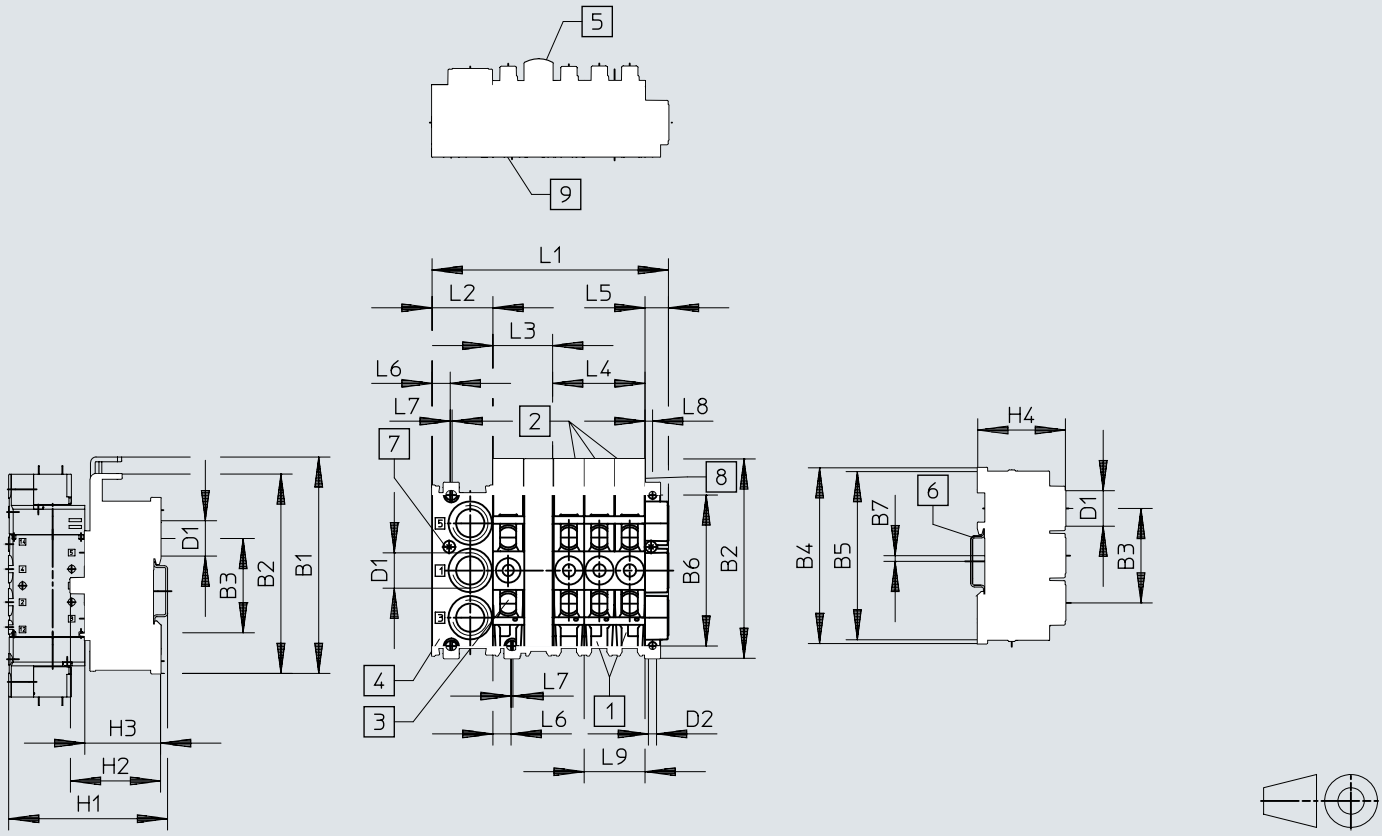

[1] Manifold block CPE...-PRSG...-2 for 2 valves
[2] Manifold block CPE...-PRSG...-3 for 3 valves
[3] Expansion block CPE...-PRSE...-2 for 2 valves
[4] End block CPE...-PRS-EP
[5] Cover plate CPE...-PRSB
[6] H-rail to EN 50002 for mounting
[7] Clamping screw for H-rail
[8] Location for inscription labels type IBS 6 x 10
[9] Connecting component

	B1	B2	B3	B4	B5	B6	B7	D1	D2 ⌀	H1	H2	H3	H4
CPE14	114,6	105,6	50	93	89	80	3	G3/8	4,3	~84	~48	~40	46,4

	L1[1]	L2	L3	L4	L5	L6	L7	L8	L9
CPE14	32+(nx16)+12,4	32	32	48	12,4	10,1	–	4	32

1) n = number of valve positions

Dimensions

Dimensions – CPE18, 3/2-way valve Download CAD data www.festo.com

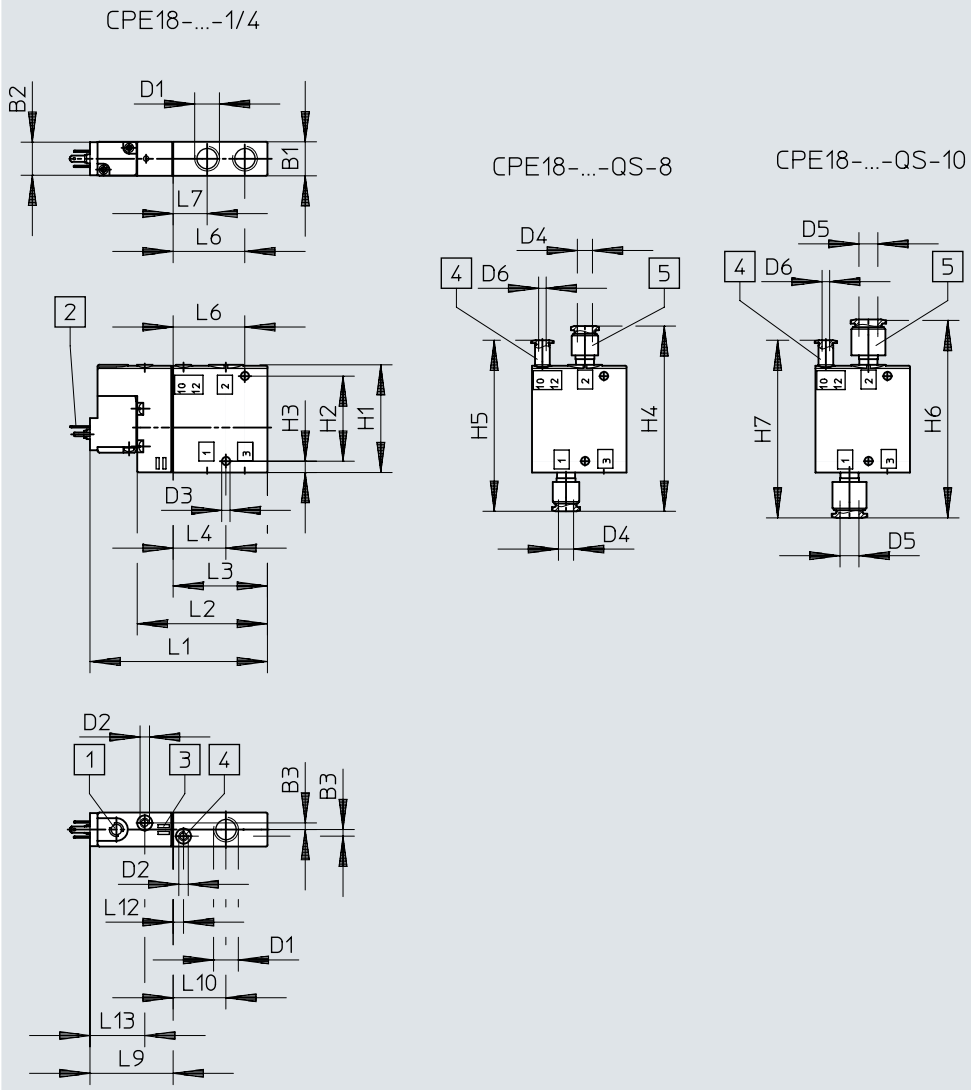

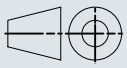

[1] Manual override
[2] Plug type C to DIN EN 175301-803
[3] Space for inscription label
[4] Port 10/12 for external pilot air supply
[5] QA push-in fitting

	B1	B2	B3	D1	D2	D3 ø	D4 ø	D5 ø	D6 ø	H1	H2	H3	H4	H5	H6	H7
CPE18-M1H-3...	18	17,5	3,5	G1/4	M5	4,4	8	10	4	57	45	6	98	90,5	105	94

	L1	L2	L3	L4	L6	L7	L9	L10	L12	L13
CPE18-M1H-3...	94	69	50	28	38	18	44	28	5,5	29

Dimensions

Dimensions – CPE18, 5/2-way valve, single solenoid

Download CAD data www.festo.com

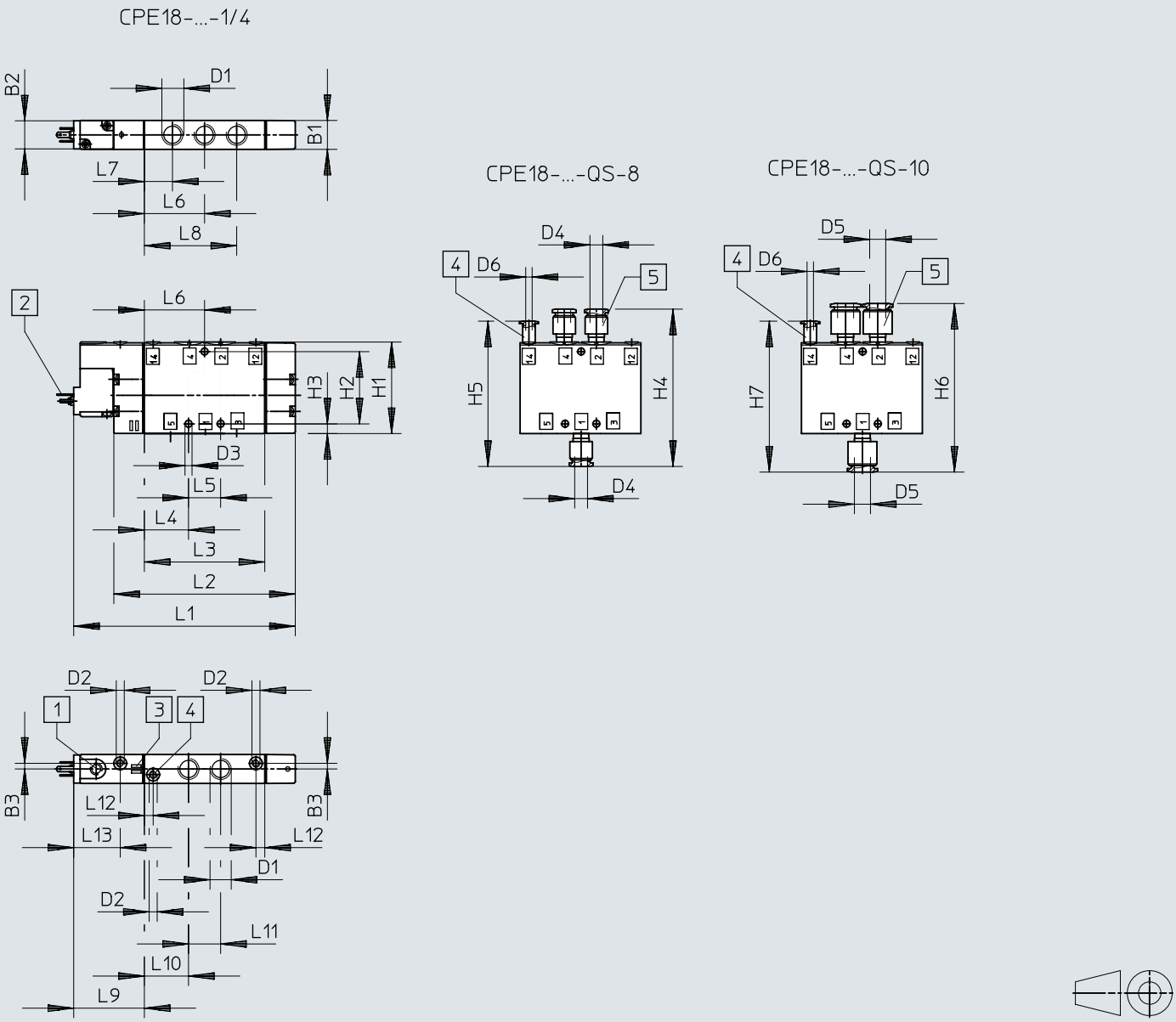

[1] Manual override
[2] Plug type C to DIN EN 175301-803
[3] Space for inscription label
[4] Port 12/14 for external pilot air supply
[5] QA push-in fitting

	B1	B2	B3	D1	D2	D3 ⌀	D4 ⌀	D5 ⌀	D6 ⌀	H1	H2	H3	H4	H5	H6	H7
CPE18-M1H-5...	18	17,5	3,5	G1/4	M5	4,4	8	10	4	57	45	6	98	90,5	105	94

	L1	L2	L3	L4	L5	L6	L7	L8	L9	L10	L11	L12	L13
CPE18-M1H-5...	138	113	75	27,5	20	37,5	17,5	57,5	44	27,5	20	5,5	29

Dimensions

Dimensions – CPE18, 5/2-way valve, double solenoid, double pilot valve

Download CAD data www.festo.com

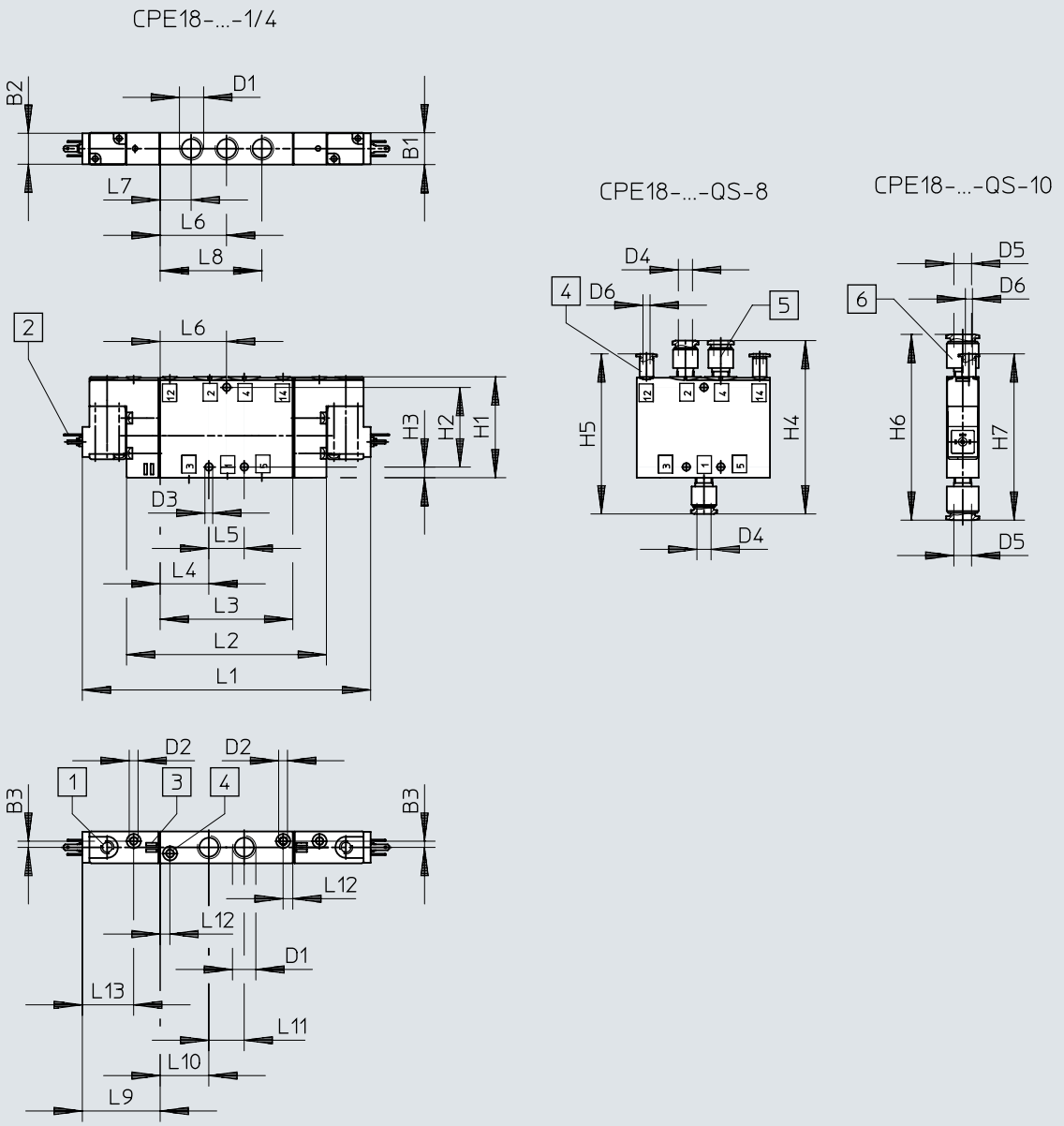

[1] Manual override
[2] Plug type C to DIN EN 175301-803
[3] Space for inscription label
[4] Port 12/14 for external pilot air supply
[5] QS push-in fitting 8
[6] QS push-in fitting 10

	B1	B2	B3	D1	D2	D3 ø	D4 ø	D5 ø	D6 ø	H1	H2	H3	H4	H5	H6	H7
CPE18-...-5J-1/4	18	17,5	3,5	G1/4	M5	4,4	8	10	4	57	45	6	98	90,5	105	94

	L1	L2	L3	L4	L5	L6	L7	L8	L9	L10	L11	L12	L13
CPE18-...-5J-1/4	163	113	75	27,5	20	37,5	17,5	57,5	44	27,5	20	5,5	29

Dimensions

Dimensions – CPE18, 5/3-way valve Download CAD data www.festo.com

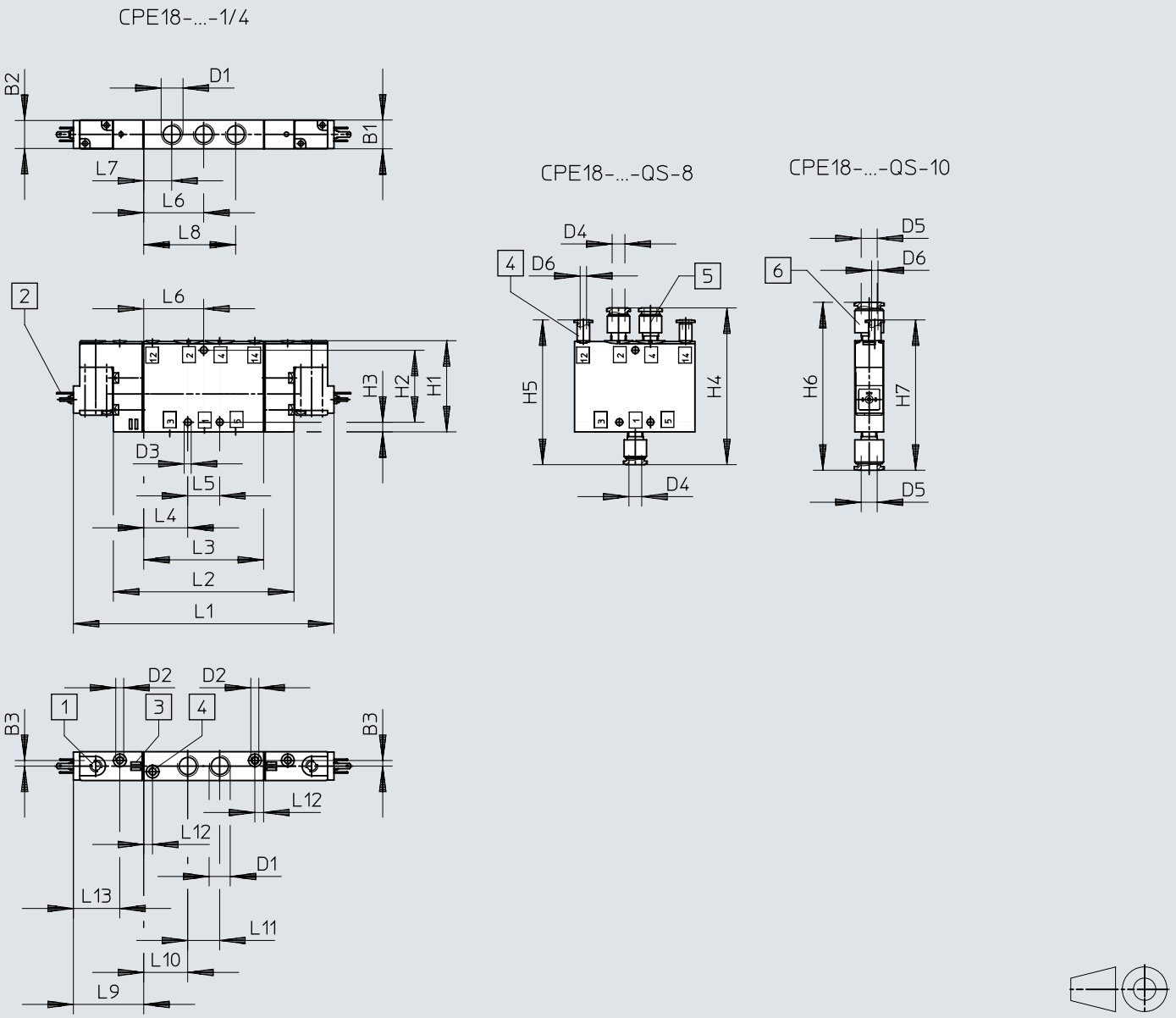

[1] Manual override
[2] Plug type C to DIN EN 175301-803
[3] Space for inscription label
[4] Port 12/14 for external pilot air supply
[5] QA push-in fitting

	B1	B2	B3	D1	D2	D3 ø	D4 ø	D5 ø	D6 ø	H1	H2	H3	H4	H5	H6	H7
CPE18-...-5J-1/4	18	17,5	3,5	G1/4	M5	4,4	8	10	4	57	45	6	98	90,5	105	94

	L1	L2	L3	L4	L5	L6	L7	L8	L9	L10	L11	L12	L13
CPE18-...-5J-1/4	163	113	75	27,5	20	37,5	17,5	57,5	44	27,5	20	5,5	29

Dimensions

Dimensions – CPE18, directional control valves without pilot valve, 3/2-way valve

Download CAD data www.festo.com

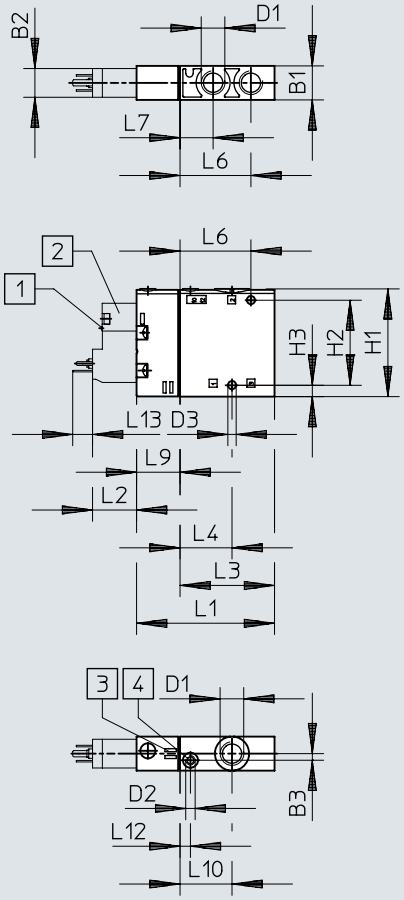

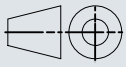

[1] Manual override
[2] Pilot valve with plug type C to EN 175301-803
[3] Space for inscription label
[4] Port 10/12 for external pilot air supply

	B1	B2	B3	D1	D2	D3 ⌀	H1	H2	H3	L1	L2	L3	L4	L6	L7	L9	L10	L12	L13
CPE18-P1-3	18	15,2	3,5	G1/4	M5	4,4	57	45	6	73	23,3	50	27,5	37,5	17,5	23	27,5	5,5	10,5

Dimensions

Dimensions – CPE18, directional control valves without pilot valve, 5/2-way valve

Download CAD data www.festo.com

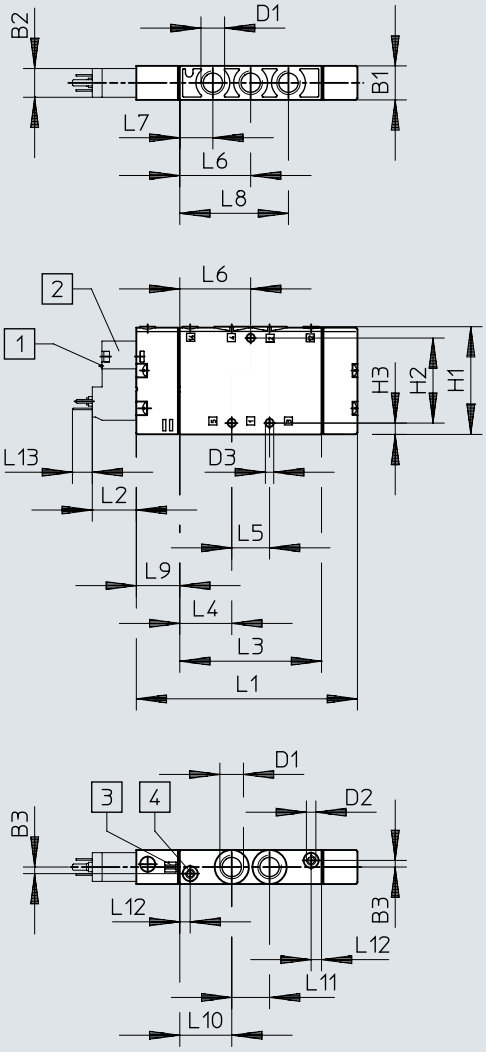

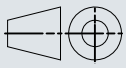

[1] Manual override
[2] Pilot valve with plug type C to EN 175301-803
[3] Space for inscription label
[4] Port 12/14 for external pilot air supply

	B1	B2	B3	D1	D2	D3 ø	H1	H2	H3	L1	L2	L3	L4	L5	L6	L7	L8	L9	L10	L11	L12	L13
CPE18-P1-5L	18	15,2	3,5	G1/4	M5	4,4	57	45	6	117	23,3	75	27,5	20	37,5	17,5	57,5	23	27,5	20	5,5	10,5

Dimensions

Dimensions – CPE18, directional control valves without pilot valve, 5/2 double pilot valve

Download CAD data www.festo.com

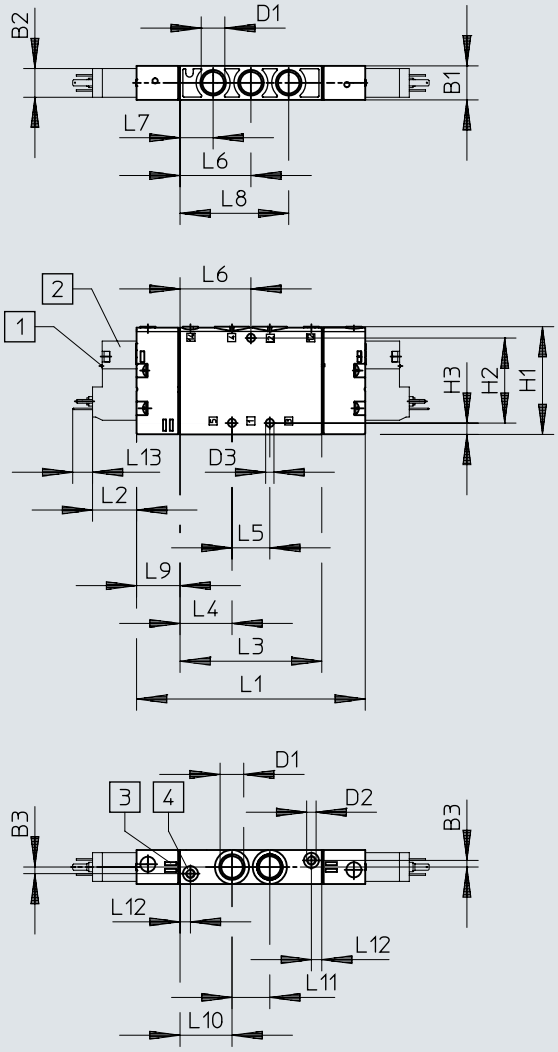

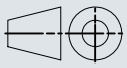

[1] Manual override
[2] Pilot valve with plug type C to EN 175301-803
[3] Space for inscription label
[4] Port 12/14 for external pilot air supply

	B1	B2	B3	D1	D2	D3 ø	H1	H2	H3	L1	L2	L3	L4	L5	L6	L7	L8	L9	L10	L11	L12	L13
CPE18-P1-5J	18	15,2	3,5	G1/4	M5	4,4	57	45	6	121	23,3	75	27,5	20	37,5	17,5	57,5	23	27,5	20	5,5	10,5

Dimensions

Dimensions – CPE18, directional control valves without pilot valve, 5/3-way valve

Download CAD data www.festo.com

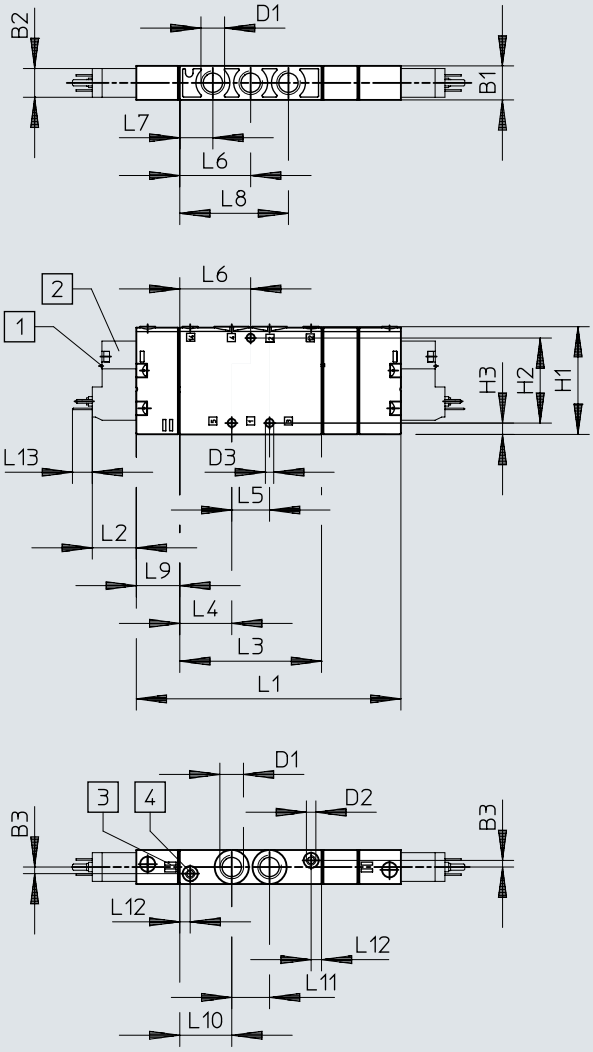

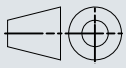

[1] Manual override
[2] Pilot valve with plug type C to EN 175301-803
[3] Space for inscription label
[4] Port 12/14 for external pilot air supply

	B1	B2	B3	D1	D2	D3 ø	H1	H2	H3	L1	L2	L3	L4	L5	L6	L7	L8	L9	L10	L11	L12	L13
CPE18-P1-5J	18	15,2	3,5	G1/4	M5	4,4	57	45	6	121	23,3	75	27,5	20	37,5	17,5	57,5	23	27,5	20	5,5	10,5
CPE18-P1-5/3										140												

Dimensions

Dimensions – CPE18, connection block, fixed grid manifold 5/2 and 5/3

Download CAD data www.festo.com

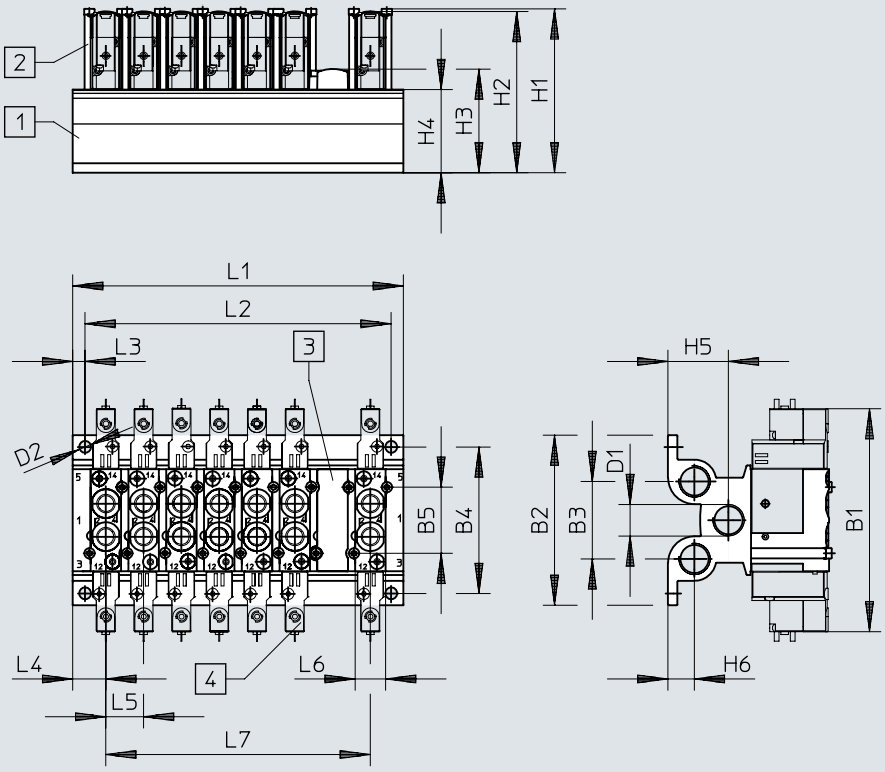

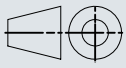

[1] Manifold block grid dimension 26 mm
[2] Retainer
[3] Cover plate
[4] Valves

	B1	B2	B3	B4	B5	D1	D2 ⌀	H1	H2	H3	H4	H5	H6
CPE18-PRS...	155	102	46	86,5	40	G3/8	8,3	105	101,45	59,8	44	30,5	14

	L1	L2	L3	L4	L5	L6	L7
CPE18-PRS...	45 + (n–1) x 26	L1 – 17 ± 0,1	8,5	22,5	26	22,4	(n–1) x 26

Dimensions

Dimensions – CPE18, connection block, fixed grid manifold 3/2

Download CAD data www.festo.com

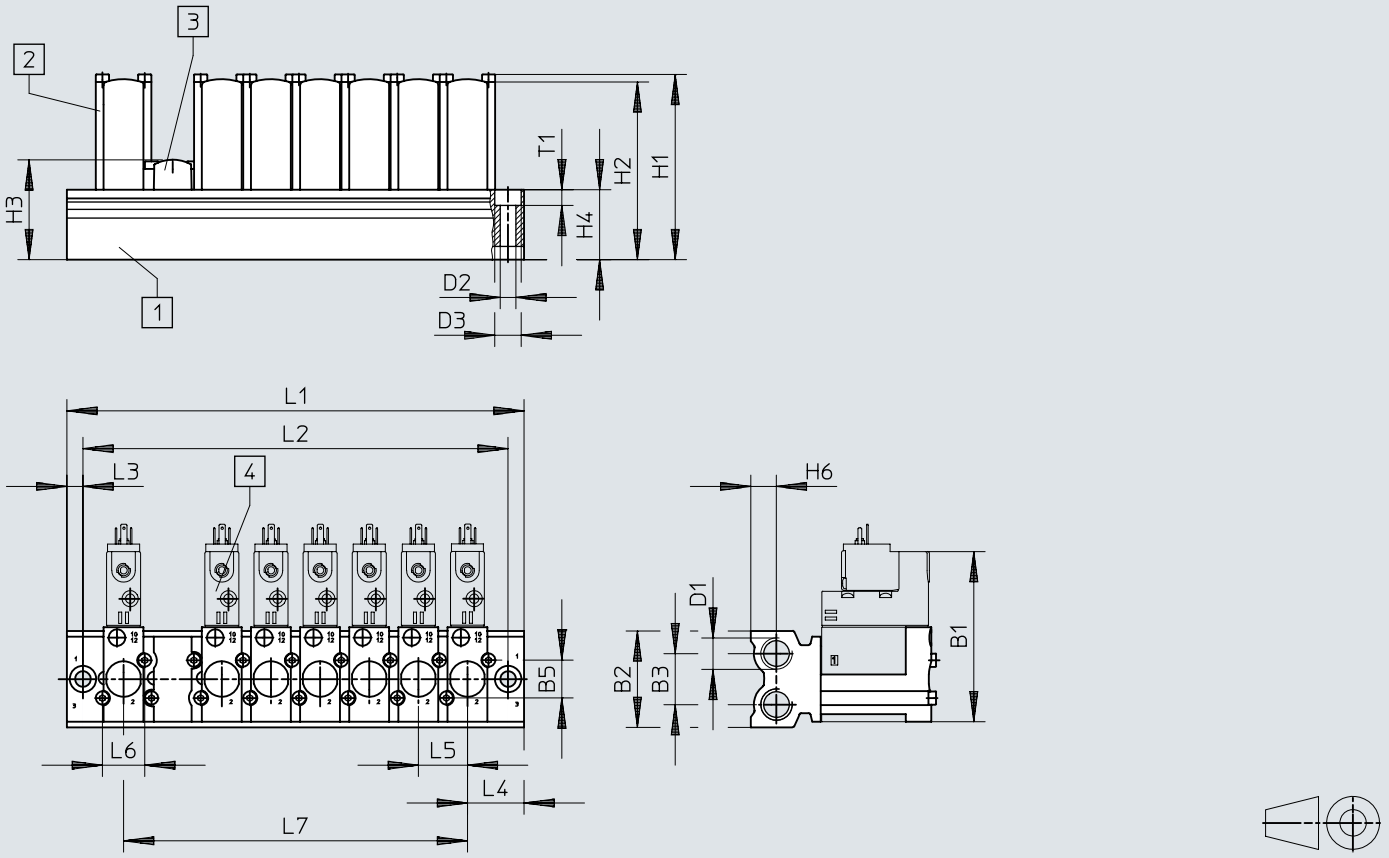

[1] Manifold block grid dimension 26 mm
[2] Retainer
[3] Cover plate
[4] Valves

	B1	B2	B3	B5	D1	D2 ⌀	D3 ⌀	H1	H2	H3	H4	H6
CPE18-3/2-PRS...	90	51	27	200	G3/8	8,3	14	98	94	52,8	37	13,5

	L1	L2	L3	L4	L5	L6	L7	T1
CPE18-3/2-PRS...	60 + (n–1) x 26	43 + (n–1) x 26	8,5	24	26	22,4	(n–1) x 26	8,3

Dimensions

Dimensions – CPE18, modular manifold Download CAD data www.festo.com

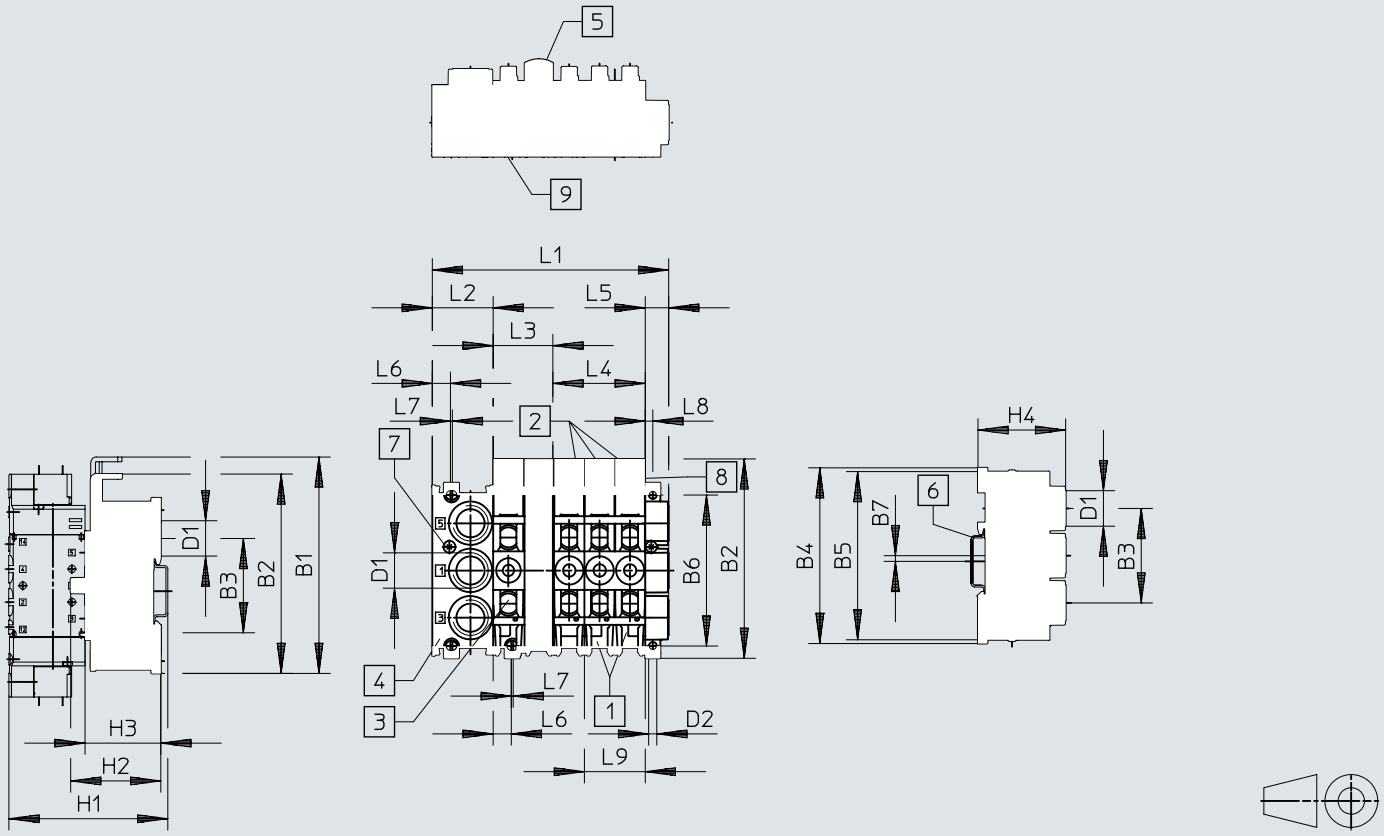

[1] Manifold block CPE...-PRSG...-2 for 2 valves
[2] Manifold block CPE...-PRSG...-3 for 3 valves
[3] Expansion block CPE...-PRSE...-2 for 2 valves
[4] End block CPE...-PRS-EP
[5] Cover plate CPE...-PRSB
[6] H-rail to EN 50002 for mounting
[7] Clamping screw for H-rail
[8] Location for inscription labels type IBS 6 x 10
[9] Connecting component

	B1	B2	B3	B4	B5	B6	B7	D1	D2 ⌀	H1	H2	H3	H4
CPE18	151,6	136,5	59	113	–	100	2,75	G1/2	5,3	~106	~58	~46	51,4

	L1[1]	L2	L3	L4	L5	L6	L7	L8	L9
CPE18	40+(nx20)+16,4	40	40	60	16,4	12,6	1	5,2	40

1) n = number of valve positions

Dimensions

Dimensions – CPE24, 3/2-way valve Download CAD data www.festo.com

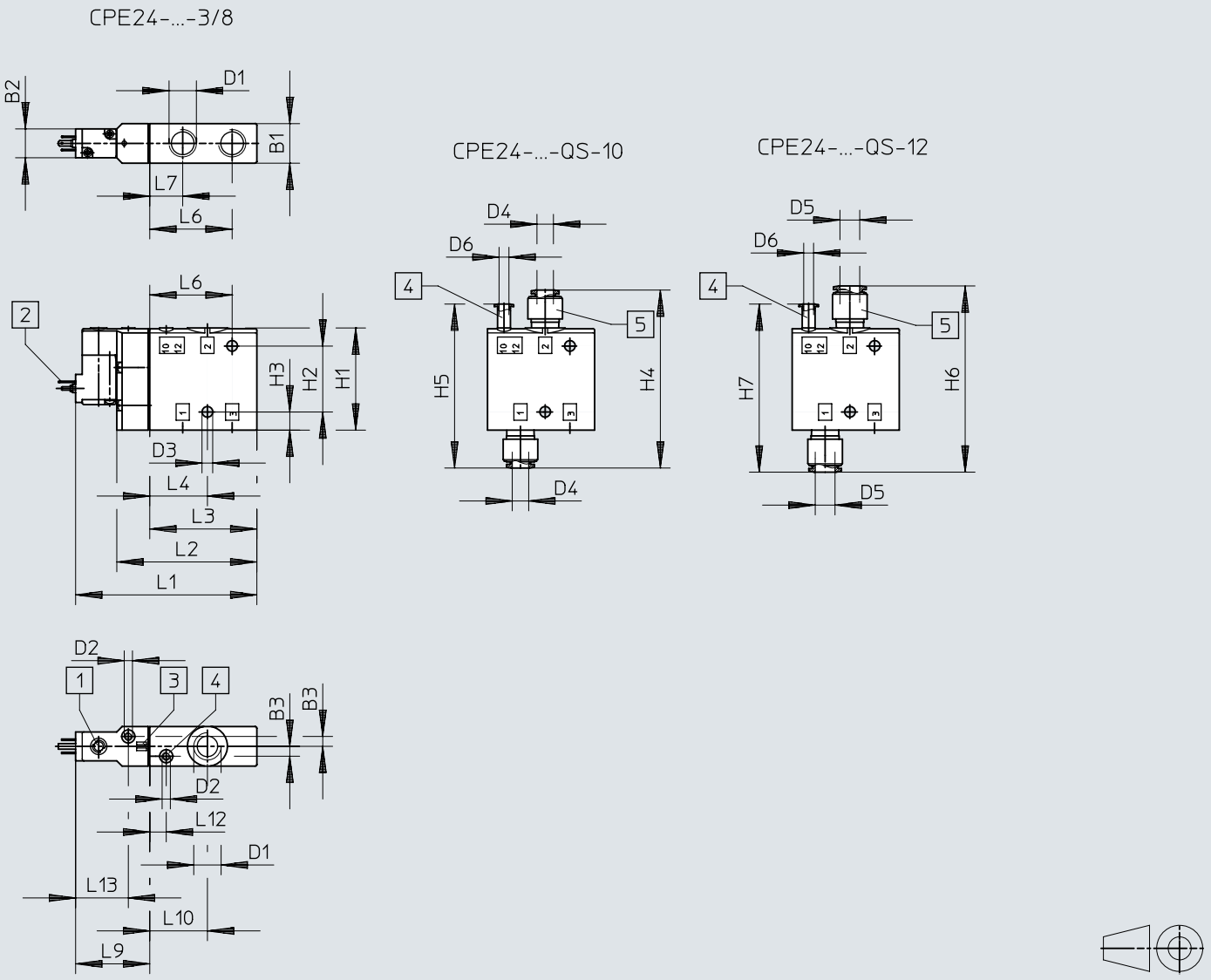

[1] Manual override
[2] Plug type C to DIN EN 175301-803
[3] Space for inscription label
[4] Port 10/12 for external pilot air supply
[5] QA push-in fitting

	B1 ±0,1	B2 - 0,5	B3	D1	D2	D3 ø	D4 ø	D5 ø	D6 ø	H1 ±0,25	H2	H3 ±0,1	H4	H5	H6	H7
CPE24-M1H-3...	24	17,5	6	G3/8	M5	6,5	10	12	6	62	40	11	108	99,5	113	102

	L1	L2	L3 ±0,2	L4 ±0,12	L6 ±0,15	L7 ±0,12	L9	L10	L12 ±0,12	L13
CPE124-M1H-3...	110	85	65	35	50	20	45	35	10	32

Dimensions

Dimensions – CPE24, 5/2-way valve, single solenoid Download CAD data www.festo.com

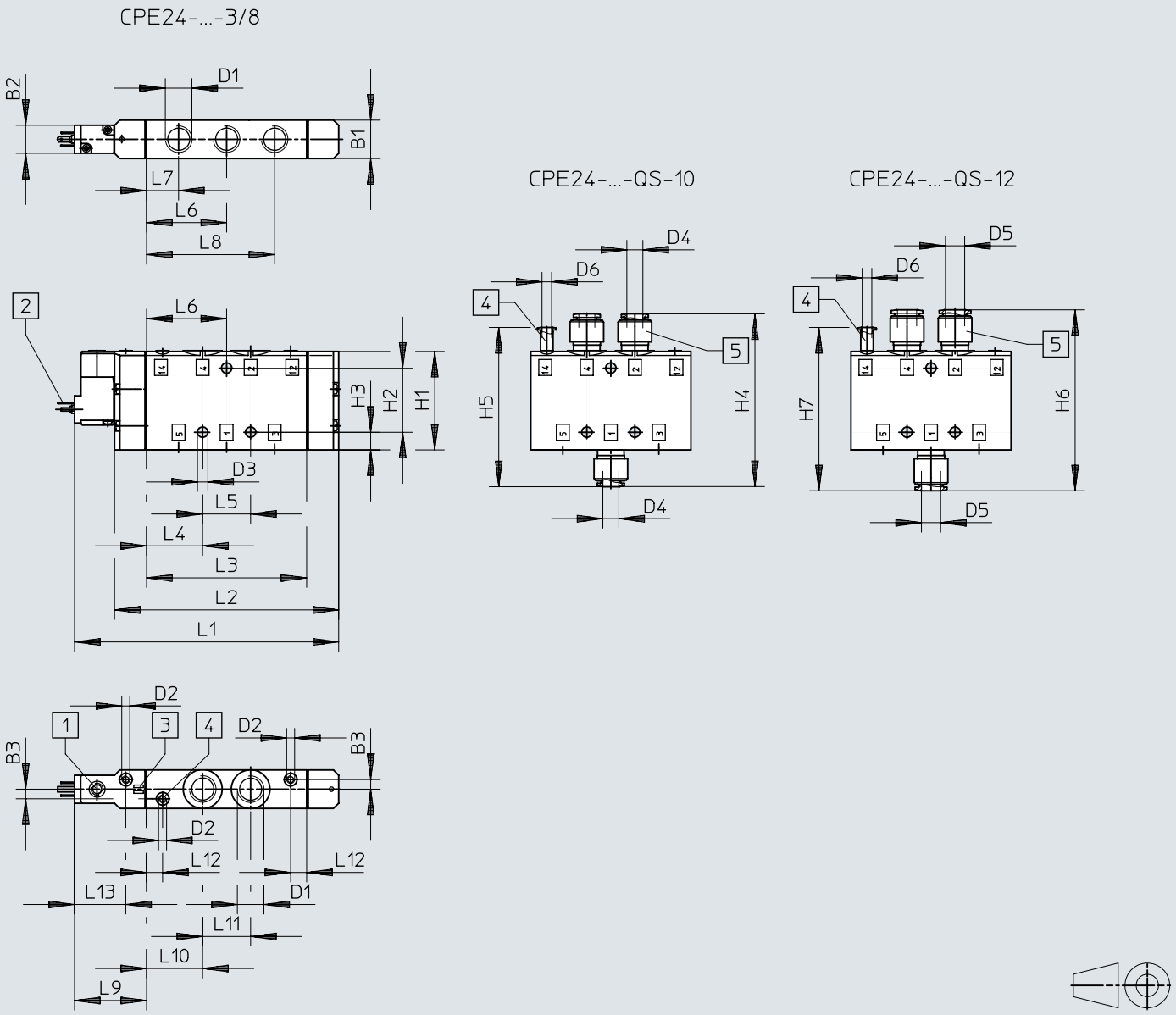

[1] Manual override
[2] Plug type C to DIN EN 175301-803
[3] Space for inscription label
[4] Port 12/14 for external pilot air supply
[5] QA push-in fitting

	B1	B2	B3	D1	D2	D3 ⌀	D4 ⌀	D5 ⌀	D6 ⌀	H1	H2	H3	H4	H5	H6	H7
CPE24-M1H-5L...	24	17,5	6	G3/8	M5	6,5	10	12	6	62	40	11	108	99,5	113	102

	L1	L2	L3	L4	L5	L6	L7	L8	L9	L10	L11	L12	L13
CPE24-M1H-5L...	165	140	100	35	30	50	20	80	45	35	30	10	32

Dimensions

Dimensions – CPE24, 5/2-way valve, double solenoid Download CAD data www.festo.com

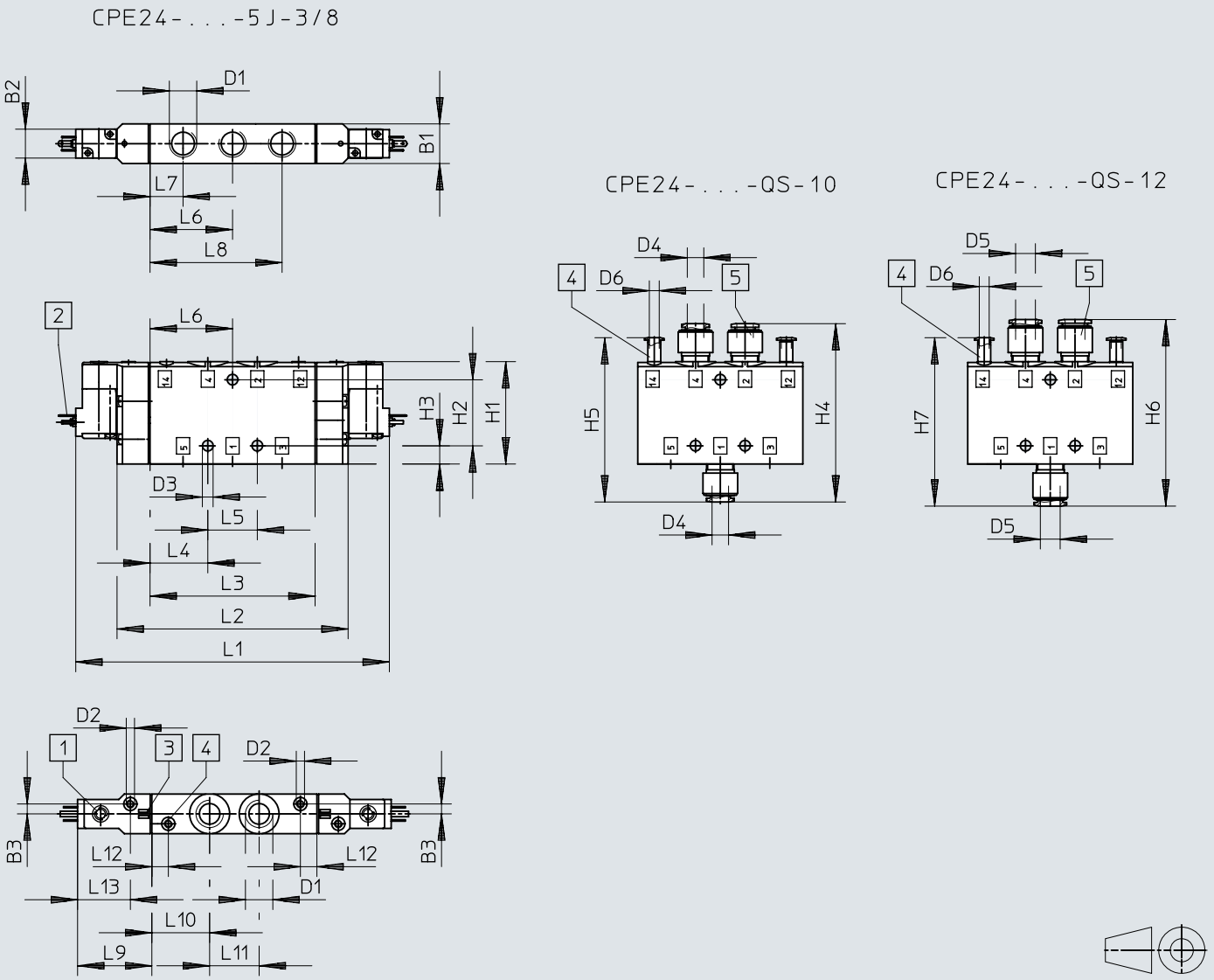

[1] Manual override
[2] Plug type C to DIN EN 175301-803
[3] Space for inscription label
[4] Port 12/14 for external pilot air supply
[5] QA push-in fitting

	B1	B2	B3	D1	D2	D3 ø	D4 ø	D5 ø	D6 ø	H1	H2	H3	H4	H5	H6	H7
CPE24-...-5J-3/8	24	17,5	6	G3/8	M5	6,5	10	12	6	62	40	11	108	99,5	113	102

	L1	L2	L3	L4	L5	L6	L7	L8	L9	L10	L11	L12	L13
CPE24-...-5J-3/8	190	140	100	35	30	50	20	80	45	35	30	10	32

Dimensions

Dimensions – CPE24, 5/3-way valve Download CAD data www.festo.com

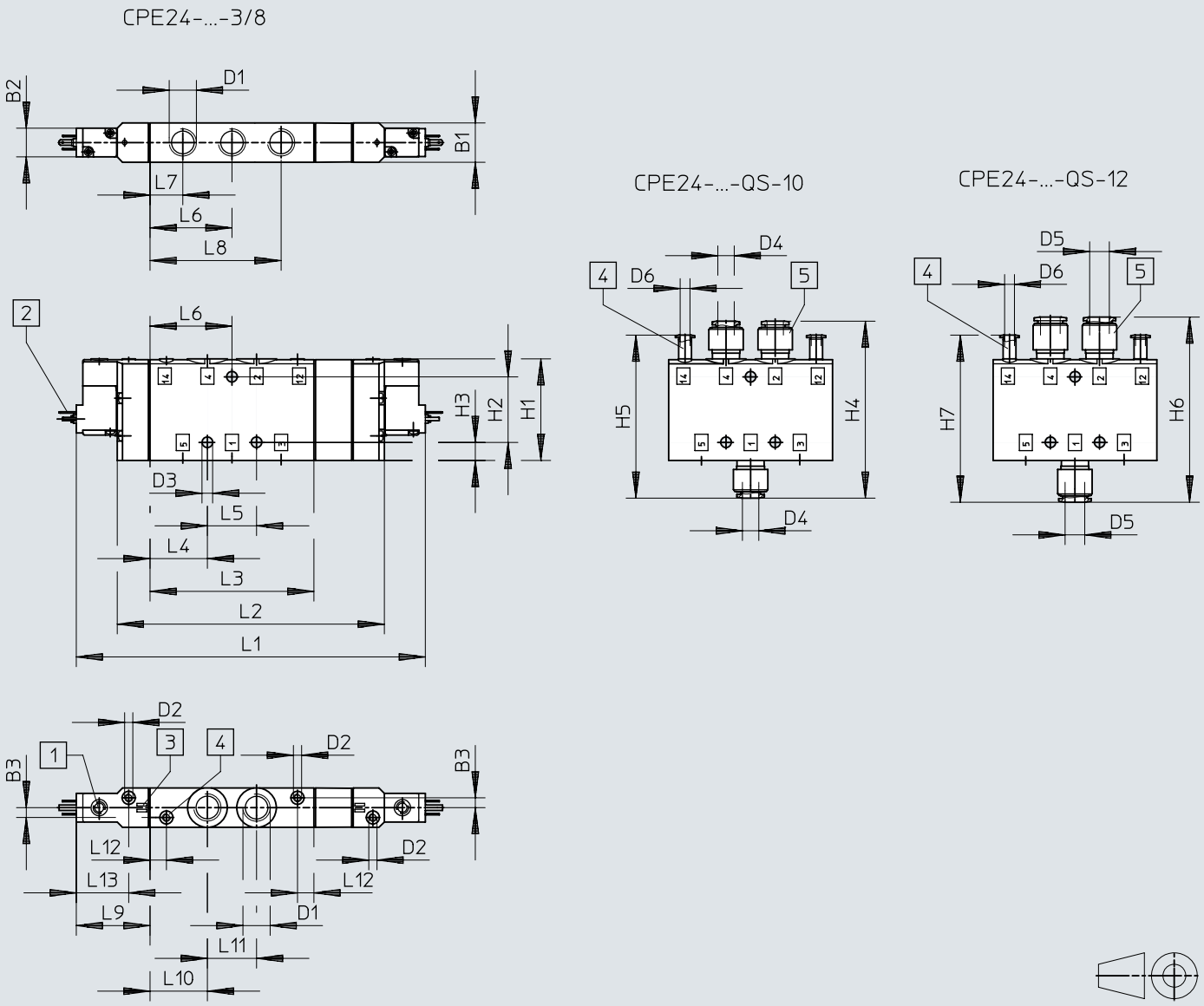

[1] Manual override
[2] Plug type C to DIN EN 175301-803
[3] Space for inscription label
[4] Port 12/14 for external pilot air supply
[5] QA push-in fitting

	B1 ±0,1	B2 - 0,5	B3	D1	D2	D3 ø	D4 ø	D5 ø	D6 ø	H1 ±0,25	H2	H3 ±0,1	H4	H5	H6	H7
CPE24-M1H...-5	24	17,5	6	G3/8	M5	6,5	10	12	6	62	40	11	108	99,5	113	102
CPE24-M1H...-5/3																

	L1	L2	L3 ±0,2	L4 ±0,2	L5	L6	L7 ±0,12	L8 ±0,2	L9	L10 ±0,12	L11	L12 ±0,12	L13
CPE24-M1H...-5J	190	140	100	35	30	50	20	80	45	35	30	10	32
CPE24-M1H...-5/3	213	163											

Ordering data

CPE10, 3/2-way valve, normally closed, internal pilot air supply

	Electrical connection	Pneumatic connection, port 1	Product weight	Standard nominal flow rate (standardised to DIN 1343)	Part no.	Type
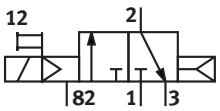	2-pin	M5		190 l/min	**196845**	**CPE10-M1BH-3GL-M5**
		M7	40 g	400 l/min	**196915**	**CPE10-M1BH-3GL-M7**
		QS-4		190 l/min	**196846**	**CPE10-M1BH-3GL-QS-4**
		QS-6		300 l/min	**196847**	**CPE10-M1BH-3GL-QS-6**
	4-pin, M8x1	M7	40 g	400 l/min	**550233**	**CPE10-M1CH-3GL-M7**

CPE10, 3/2-way valve, normally open, internal pilot air supply

	Electrical connection	Pneumatic connection, port 1	Product weight	Standard nominal flow rate (standardised to DIN 1343)	Part no.	Type
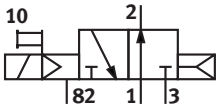	2-pin	M5		190 l/min	**196851**	**CPE10-M1BH-3OL-M5**
		M7	40 g	400 l/min	**196917**	**CPE10-M1BH-3OL-M7**
		QS-4		190 l/min	**196852**	**CPE10-M1BH-3OL-QS-4**
		QS-6		300 l/min	**196853**	**CPE10-M1BH-3OL-QS-6**
	4-pin, M8x1	M7	40 g	400 l/min	**550235**	**CPE10-M1CH-3OL-M7**

CPE10, 3/2-way valve, normally closed, external pilot air supply

	Electrical connection	Pneumatic connection, port 1	Product weight	Standard nominal flow rate (standardised to DIN 1343)	Part no.	Type
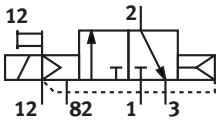	2-pin	M5		190 l/min	**196848**	**CPE10-M1BH-3GLS-M5**
		M7	40 g	400 l/min	**196916**	**CPE10-M1BH-3GLS-M7**
		QS-4		190 l/min	**196849**	**CPE10-M1BH-3GLS-QS-4**
		QS-6		300 l/min	**196850**	**CPE10-M1BH-3GLS-QS-6**
	4-pin, M8x1	M7	40 g	400 l/min	**550234**	**CPE10-M1CH-3GLS-M7**

CPE10, 3/2-way valve, normally open, external pilot air supply

	Electrical connection	Pneumatic connection, port 1	Product weight	Standard nominal flow rate (standardised to DIN 1343)	Part no.	Type
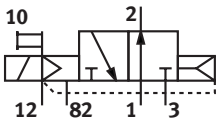	2-pin	M5		190 l/min	**196854**	**CPE10-M1BH-3OLS-M5**
		M7	40 g	400 l/min	**196918**	**CPE10-M1BH-3OLS-M7**
		QS-4		190 l/min	**196855**	**CPE10-M1BH-3OLS-QS-4**
		QS-6		300 l/min	**196856**	**CPE10-M1BH-3OLS-QS-6**
	4-pin, M8x1	M7	40 g	400 l/min	**550236**	**CPE10-M1CH-3OLS-M7**

CPE10, 5/2-way single solenoid valve, internal pilot air supply

	Electrical connection	Pneumatic connection, port 1	Product weight	Standard nominal flow rate (standardised to DIN 1343)	Part no.	Type
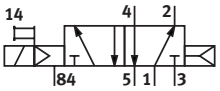	2-pin	M5		180 l/min	**196881**	**CPE10-M1BH-5L-M5**
		M7	56 g	350 l/min	**196927**	**CPE10-M1BH-5L-M7**
		QS-4		180 l/min	**196882**	**CPE10-M1BH-5L-QS-4**
		QS-6		320 l/min	**196883**	**CPE10-M1BH-5L-QS-6**
	4-pin, M8x1	M7	56 g	350 l/min	**550223**	**CPE10-M1CH-5L-M7**

Ordering data

CPE10, 5/2 double pilot valve, internal pilot air supply

	Electrical connection	Pneumatic connection, port 1	Product weight	Standard nominal flow rate (standardised to DIN 1343)	Part no.	Type
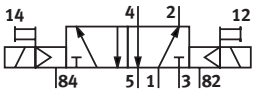	2-pin	M5		180 l/min	**196875**	**CPE10-M1BH-5J-M5**
		M7	68 g	350 l/min	**196925**	**CPE10-M1BH-5J-M7**
		QS-4		180 l/min	**196876**	**CPE10-M1BH-5J-QS-4**
		QS-6		320 l/min	**196877**	**CPE10-M1BH-5J-QS-6**
	4-pin, M8x1	M7	68 g	350 l/min	**550225**	**CPE10-M1CH-5J-M7**

CPE10, 5/2-way single solenoid valve, external pilot air supply

	Electrical connection	Pneumatic connection, port 1	Product weight	Standard nominal flow rate (standardised to DIN 1343)	Part no.	Type
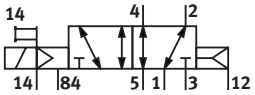	2-pin	M5		180 l/min	**196884**	**CPE10-M1BH-5LS-M5**
		M7	56 g	350 l/min	**196928**	**CPE10-M1BH-5LS-M7**
		QS-4		180 l/min	**196885**	**CPE10-M1BH-5LS-QS-4**
		QS-6		320 l/min	**196886**	**CPE10-M1BH-5LS-QS-6**
	4-pin, M8x1	M7	56 g	350 l/min	**550224**	**CPE10-M1CH-5LS-M7**

CPE10, 5/2 double pilot valve, external pilot air supply

	Electrical connection	Pneumatic connection, port 1	Product weight	Standard nominal flow rate (standardised to DIN 1343)	Part no.	Type
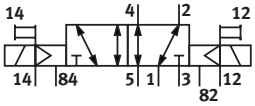	2-pin	M5		180 l/min	**196878**	**CPE10-M1BH-5JS-M5**
		M7	68 g	350 l/min	**196926**	**CPE10-M1BH-5JS-M7**
		QS-4		180 l/min	**196879**	**CPE10-M1BH-5JS-QS-4**
		QS-6		320 l/min	**196880**	**CPE10-M1BH-5JS-QS-6**
	4-pin, M8x1	M7	68 g	350 l/min	**550226**	**CPE10-M1CH-5JS-M7**

CPE10, 5/3 mid-position valve, normally closed, internal pilot air supply

	Electrical connection	Pneumatic connection, port 1	Product weight	Standard nominal flow rate (standardised to DIN 1343)	Part no.	Type
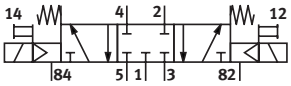	2-pin	M5		180 l/min	**533159**	**CPE10-M1BH-5/3G-M5-B**
		M7	68 g	350 l/min	**533141**	**CPE10-M1BH-5/3G-M7-B**
		QS-4		180 l/min	**533147**	**CPE10-M1BH-5/3G-QS4-B**
		QS-6		300 l/min	**533153**	**CPE10-M1BH-5/3G-QS6-B**
	4-pin, M8x1	M7	68 g	350 l/min	**550227**	**CPE10-M1CH-5/3G-M7**

CPE10, 5/3 mid-position valve, normally exhausted, internal pilot air supply

	Electrical connection	Pneumatic connection, port 1	Product weight	Standard nominal flow rate (standardised to DIN 1343)	Part no.	Type
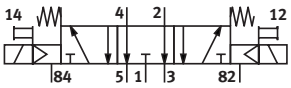	2-pin	M5		180 l/min	**533161**	**CPE10-M1BH-5/3E-M5-B**
		M7	68 g	250 l/min	**533143**	**CPE10-M1BH-5/3E-M7-B**
		QS-4		180 l/min	**533149**	**CPE10-M1BH-5/3E-QS4-B**
		QS-6		250 l/min	**533155**	**CPE10-M1BH-5/3E-QS6-B**
	4-pin, M8x1	M7	68 g		**550229**	**CPE10-M1CH-5/3E-M7**

Ordering data

CPE10, 5/3 mid-position valve, normally open, internal pilot air supply

	Electrical connection	Pneumatic connection, port 1	Product weight	Standard nominal flow rate (standardised to DIN 1343)	Part no.	Type
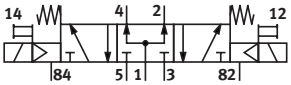	2-pin	M5		180 l/min	533163	CPE10-M1BH-5/3B-M5-B
		M7	68 g	300 l/min	533145	CPE10-M1BH-5/3B-M7-B
		QS-4		180 l/min	533151	CPE10-M1BH-5/3B-QS4-B
		QS-6		300 l/min	533157	CPE10-M1BH-5/3B-QS6-B
	4-pin, M8x1	M7	68 g		550231	CPE10-M1CH-5/3B-M7

CPE10, 5/3 mid-position valve, normally closed, external pilot air supply

	Electrical connection	Pneumatic connection, port 1	Product weight	Standard nominal flow rate (standardised to DIN 1343)	Part no.	Type
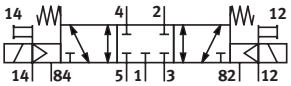	2-pin	M5		180 l/min	533160	CPE10-M1BH-5/3GS-M5-B
		M7	68 g	350 l/min	533142	CPE10-M1BH-5/3GS-M7-B
		QS-4		180 l/min	533148	CPE10-M1BH-5/3GS-QS4-B
		QS-6		300 l/min	533154	CPE10-M1BH-5/3GS-QS6-B
	4-pin, M8x1	M7	68 g	350 l/min	550228	CPE10-M1CH-5/3GS-M7

CPE10, 5/3 mid-position valve, normally exhausted, external pilot air supply

	Electrical connection	Pneumatic connection, port 1	Product weight	Standard nominal flow rate (standardised to DIN 1343)	Part no.	Type
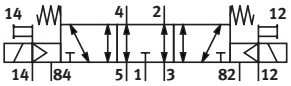	2-pin	M5		180 l/min	533162	CPE10-M1BH-5/3ES-M5-B
		M7	68 g	250 l/min	533144	CPE10-M1BH-5/3ES-M7-B
		QS-4		180 l/min	533150	CPE10-M1BH-5/3ES-QS4-B
		QS-6		250 l/min	533156	CPE10-M1BH-5/3ES-QS6-B
	4-pin, M8x1	M7	68 g		550230	CPE10-M1CH-5/3ES-M7

CPE10, 5/3 mid-position valve, normally open, external pilot air supply

	Electrical connection	Pneumatic connection, port 1	Product weight	Standard nominal flow rate (standardised to DIN 1343)	Part no.	Type
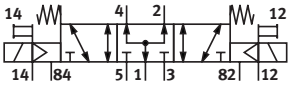	2-pin	M5		180 l/min	533164	CPE10-M1BH-5/3BS-M5-B
		M7	68 g	300 l/min	533146	CPE10-M1BH-5/3BS-M7-B
		QS-4		180 l/min	533152	CPE10-M1BH-5/3BS-QS4-B
		QS-6		300 l/min	533158	CPE10-M1BH-5/3BS-QS6-B
	4-pin, M8x1	M7	68 g		550232	CPE10-M1CH-5/3BS-M7

CPE10, manifold block for 5/2- and 5/3-way valves

	Max. number of valve positions	Corrosion resistance class CRC [1]	Max. tightening torque for valve mounting	Product weight	Part no.	Type
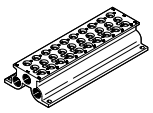	10	2 - Moderate corrosion stress	1.2 Nm	515 g	543829	CPE10-PRS-1/4-10
	2			131 g	543821	CPE10-PRS-1/4-2
	3			179 g	543822	CPE10-PRS-1/4-3
	4			227 g	543823	CPE10-PRS-1/4-4
	5			275 g	543824	CPE10-PRS-1/4-5
	6			323 g	543825	CPE10-PRS-1/4-6
	7			371 g	543826	CPE10-PRS-1/4-7
	8			419 g	543827	CPE10-PRS-1/4-8
	9			467 g	543828	CPE10-PRS-1/4-9

1) More information www.festo.com/x/topic/kbk

Ordering data

CPE10, manifold block for 3/2-way valves

	Max. number of valve positions	Corrosion resistance class CRC [1]	Max. tightening torque for valve mounting	Product weight	Part no.	Type
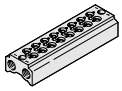	10	2 - Moderate corrosion stress	1.2 Nm	420 g	**550558**	**CPE10-3/2-PRS-1/4-10**
	2			128 g	**550550**	**CPE10-3/2-PRS-1/4-2**
	3			164 g	**550551**	**CPE10-3/2-PRS-1/4-3**
	4			201 g	**550552**	**CPE10-3/2-PRS-1/4-4**
	5			237 g	**550553**	**CPE10-3/2-PRS-1/4-5**
	6			274 g	**550554**	**CPE10-3/2-PRS-1/4-6**
	7			310 g	**550555**	**CPE10-3/2-PRS-1/4-7**
	8			347 g	**550556**	**CPE10-3/2-PRS-1/4-8**
	9			383 g	**550557**	**CPE10-3/2-PRS-1/4-9**

1) More information www.festo.com/x/topic/kbk

CPE14, 3/2-way valve, normally closed, internal pilot air supply

	Electrical connection	Pneumatic connection, port 1	Product weight	Standard nominal flow rate (standardised to DIN 1343)	Part no.	Type
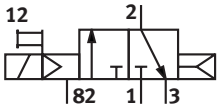	2-pin	G1/8	60 g	900 l/min	**196929**	**CPE14-M1BH-3GL-1/8**
		QS-6		510 l/min	**196887**	**CPE14-M1BH-3GL-QS-6**
		QS-8		810 l/min	**196888**	**CPE14-M1BH-3GL-QS-8**
	4-pin, M8x1	G1/8	60 g	900 l/min	**550247**	**CPE14-M1CH-3GL-1/8**

CPE14, 3/2-way valve, normally open, internal pilot air supply

	Electrical connection	Pneumatic connection, port 1	Product weight	Standard nominal flow rate (standardised to DIN 1343)	Part no.	Type
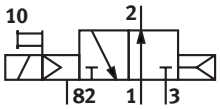	2-pin	G1/8	60 g	900 l/min	**196931**	**CPE14-M1BH-3OL-1/8**
		QS-6		510 l/min	**196891**	**CPE14-M1BH-3OL-QS-6**
		QS-8		810 l/min	**196892**	**CPE14-M1BH-3OL-QS-8**
	4-pin, M8x1	G1/8	60 g	900 l/min	**550249**	**CPE14-M1CH-3OL-1/8**

CPE14, 3/2-way valve, normally closed, external pilot air supply

	Electrical connection	Pneumatic connection, port 1	Product weight	Standard nominal flow rate (standardised to DIN 1343)	Part no.	Type
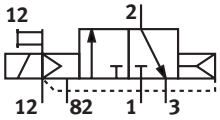	2-pin	G1/8	60 g	900 l/min	**196930**	**CPE14-M1BH-3GLS-1/8**
		QS-6		510 l/min	**196889**	**CPE14-M1BH-3GLS-QS-6**
		QS-8		810 l/min	**196890**	**CPE14-M1BH-3GLS-QS-8**
	4-pin, M8x1	G1/8	60 g	900 l/min	**550248**	**CPE14-M1CH-3GLS-1/8**

CPE14, 3/2-way valve, normally open, external pilot air supply

	Electrical connection	Pneumatic connection, port 1	Product weight	Standard nominal flow rate (standardised to DIN 1343)	Part no.	Type
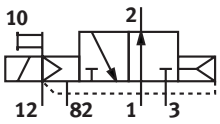	2-pin	G1/8	60 g	900 l/min	**196932**	**CPE14-M1BH-3OLS-1/8**

Ordering data

CPE14, 3/2-way valve, normally open, external pilot air supply

	Electrical connection	Pneumatic connection, port 1	Product weight	Standard nominal flow rate (standardised to DIN 1343)	Part no.	Type
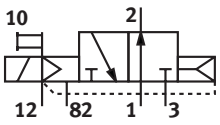	2-pin	QS-6		510 l/min	**196893**	**CPE14-M1BH-3OLS-QS-6**
		QS-8		810 l/min	**196894**	**CPE14-M1BH-3OLS-QS-8**
	4-pin, M8x1	G1/8	60 g	900 l/min	**550250**	**CPE14-M1CH-3OLS-1/8**

CPE14, 5/2-way single solenoid valve, internal pilot air supply

	Electrical connection	Pneumatic connection, port 1	Product weight	Standard nominal flow rate (standardised to DIN 1343)	Part no.	Type
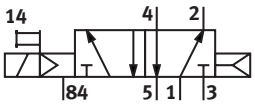	2-pin	G1/8	95 g	800 l/min	**196941**	**CPE14-M1BH-5L-1/8**
		QS-6		400 l/min	**196911**	**CPE14-M1BH-5L-QS-6**
		QS-8		680 l/min	**196912**	**CPE14-M1BH-5L-QS-8**
	4-pin, M8x1	G1/8	95 g	800 l/min	**550237**	**CPE14-M1CH-5L-1/8**

CPE14, 5/2 double pilot valve, internal pilot air supply

	Electrical connection	Pneumatic connection, port 1	Product weight	Standard nominal flow rate (standardised to DIN 1343)	Part no.	Type
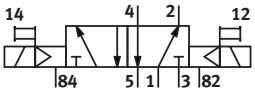	2-pin	G1/8	115 g	800 l/min	**196939**	**CPE14-M1BH-5J-1/8**
		QS-6		400 l/min	**196907**	**CPE14-M1BH-5J-QS-6**
		QS-8		680 l/min	**196908**	**CPE14-M1BH-5J-QS-8**
	4-pin, M8x1	G1/8	115 g	800 l/min	**550239**	**CPE14-M1CH-5J-1/8**

CPE14, 5/2-way single solenoid valve, external pilot air supply

	Electrical connection	Pneumatic connection, port 1	Product weight	Standard nominal flow rate (standardised to DIN 1343)	Part no.	Type
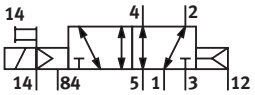	2-pin	G1/8	95 g	800 l/min	**196942**	**CPE14-M1BH-5LS-1/8**
		QS-6		400 l/min	**196913**	**CPE14-M1BH-5LS-QS-6**
		QS-8		680 l/min	**196914**	**CPE14-M1BH-5LS-QS-8**
	4-pin, M8x1	G1/8	95 g	800 l/min	**550238**	**CPE14-M1CH-5LS-1/8**

CPE14, 5/2 double pilot valve, external pilot air supply

	Electrical connection	Pneumatic connection, port 1	Product weight	Standard nominal flow rate (standardised to DIN 1343)	Part no.	Type
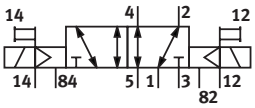	2-pin	G1/8	115 g	800 l/min	**196940**	**CPE14-M1BH-5JS-1/8**
		QS-6		400 l/min	**196909**	**CPE14-M1BH-5JS-QS-6**
		QS-8		680 l/min	**196910**	**CPE14-M1BH-5JS-QS-8**
	4-pin, M8x1	G1/8	115 g	800 l/min	**550240**	**CPE14-M1CH-5JS-1/8**

Ordering data

CPE14, 5/3 mid-position valve, normally closed, internal pilot air supply

	Electrical connection	Pneumatic connection, port 1	Product weight	Standard nominal flow rate (standardised to DIN 1343)	Part no.	Type
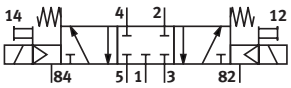	2-pin	G1/8	120 g	750 l/min	**196937**	**CPE14-M1BH-5/3G-1/8**
		QS-6		410 l/min	**196903**	**CPE14-M1BH-5/3G-QS-6**
		QS-8		720 l/min	**196904**	**CPE14-M1BH-5/3G-QS-8**
	4-pin, M8x1	G1/8	120 g	750 l/min	**550241**	**CPE14-M1CH-5/3G-1/8**

CPE14, 5/3 mid-position valve, normally exhausted, internal pilot air supply

	Electrical connection	Pneumatic connection, port 1	Product weight	Standard nominal flow rate (standardised to DIN 1343)	Part no.	Type
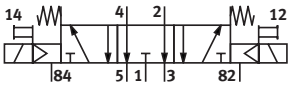	2-pin	G1/8	120 g	700 l/min	**196935**	**CPE14-M1BH-5/3E-1/8**
		QS-6		370 l/min	**196899**	**CPE14-M1BH-5/3E-QS-6**
		QS-8		570 l/min	**196900**	**CPE14-M1BH-5/3E-QS-8**
	4-pin, M8x1	G1/8	120 g	700 l/min	**550243**	**CPE14-M1CH-5/3E-1/8**

CPE14, 5/3 mid-position valve, normally open, internal pilot air supply

	Pilot air supply	Pneumatic connection, port 1	Product weight	Standard nominal flow rate (standardised to DIN 1343)	Part no.	Type
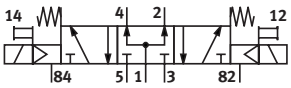	Internal	G1/8	120 g	750 l/min	**196933**	**CPE14-M1BH-5/3B-1/8**
					550245	**CPE14-M1CH-5/3B-1/8**
		QS-6		370 l/min	**196895**	**CPE14-M1BH-5/3B-QS-6**
		QS-8		650 l/min	**196896**	**CPE14-M1BH-5/3B-QS-8**

CPE14, 5/3 mid-position valve, normally closed, external pilot air supply

	Electrical connection	Pneumatic connection, port 1	Product weight	Standard nominal flow rate (standardised to DIN 1343)	Part no.	Type
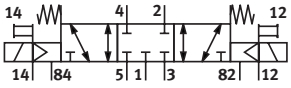	2-pin	G1/8	120 g	750 l/min	**196938**	**CPE14-M1BH-5/3GS-1/8**
		QS-6		410 l/min	**196905**	**CPE14-M1BH-5/3GS-QS-6**
		QS-8		720 l/min	**196906**	**CPE14-M1BH-5/3GS-QS-8**
	4-pin, M8x1	G1/8	120 g	750 l/min	**550242**	**CPE14-M1CH-5/3GS-1/8**

CPE14, 5/3 mid-position valve, normally exhausted, external pilot air supply

	Electrical connection	Pneumatic connection, port 1	Product weight	Standard nominal flow rate (standardised to DIN 1343)	Part no.	Type
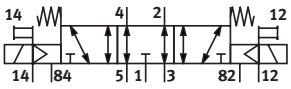	2-pin	G1/8	120 g	700 l/min	**196936**	**CPE14-M1BH-5/3ES-1/8**
		QS-6		370 l/min	**196901**	**CPE14-M1BH-5/3ES-QS-6**
		QS-8		570 l/min	**196902**	**CPE14-M1BH-5/3ES-QS-8**
	4-pin, M8x1	G1/8	120 g	700 l/min	**550244**	**CPE14-M1CH-5/3ES-1/8**

CPE14, 5/3 mid-position valve, normally open, external pilot air supply

	Electrical connection	Pneumatic connection, port 1	Product weight	Standard nominal flow rate (standardised to DIN 1343)	Part no.	Type
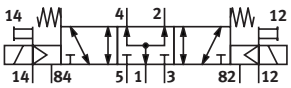	2-pin	G1/8	120 g	750 l/min	**196934**	**CPE14-M1BH-5/3BS-1/8**

Ordering data

CPE14, 5/3 mid-position valve, normally open, external pilot air supply

	Electrical connection	Pneumatic connection, port 1	Product weight	Standard nominal flow rate (standardised to DIN 1343)	Part no.	Type
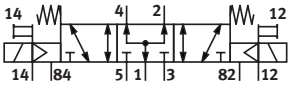	2-pin	QS-6		370 l/min	**196897**	**CPE14-M1BH-5/3BS-QS-6**
		QS-8		650 l/min	**196898**	**CPE14-M1BH-5/3BS-QS-8**
	4-pin, M8x1	G1/8	120 g	750 l/min	**550246**	**CPE14-M1CH-5/3BS-1/8**

CPE14, manifold block for 5/2- and 5/3-way valves

	Max. number of valve positions	Corrosion resistance class CRC [1]	Max. tightening torque for valve mounting	Product weight	Part no.	Type
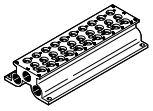	10	2 - Moderate corrosion stress	1.2 Nm	930 g	**543838**	**CPE14-PRS-3/8-10**
	2			239 g	**543830**	**CPE14-PRS-3/8-2**
	3			326 g	**543831**	**CPE14-PRS-3/8-3**
	4			412 g	**543832**	**CPE14-PRS-3/8-4**
	5			498 g	**543833**	**CPE14-PRS-3/8-5**
	6			584 g	**543834**	**CPE14-PRS-3/8-6**
	7			671 g	**543835**	**CPE14-PRS-3/8-7**
	8			757 g	**543836**	**CPE14-PRS-3/8-8**
	9			843 g	**543837**	**CPE14-PRS-3/8-9**

1) More information www.festo.com/x/topic/kbk

CPE14, manifold block for 3/2-way valves

	Max. number of valve positions	Corrosion resistance class CRC [1]	Max. tightening torque for valve mounting	Product weight	Part no.	Type
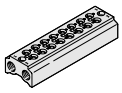	10	2 - Moderate corrosion stress	1.2 Nm	592 g	**550567**	**CPE14-3/2-PRS-3/8-10**
	2			176 g	**550559**	**CPE14-3/2-PRS-3/8-2**
	3			228 g	**550560**	**CPE14-3/2-PRS-3/8-3**
	4			280 g	**550561**	**CPE14-3/2-PRS-3/8-4**
	5			332 g	**550562**	**CPE14-3/2-PRS-3/8-5**
	6			384 g	**550563**	**CPE14-3/2-PRS-3/8-6**
	7			436 g	**550564**	**CPE14-3/2-PRS-3/8-7**
	8			488 g	**550565**	**CPE14-3/2-PRS-3/8-8**
	9			540 g	**550566**	**CPE14-3/2-PRS-3/8-9**

1) More information www.festo.com/x/topic/kbk

CPE14, manifold block PRSG for 2 valves

	Pneumatic connection, port 1	Product weight	Part no.	Type
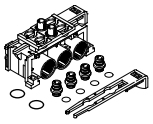	G3/8	950 g	**164965**	**CPE14-PRSG-2**
			187829	**CPE14-PRSGO-2**

CPE14, manifold block PRSG for 3 valves

	Pneumatic connection, port 1	Product weight	Part no.	Type
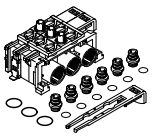	G3/8	130 g	**187820**	**CPE14-PRSGO-3**

Ordering data

CPE14, manifold block PRSG for 3 valves

	Pneumatic connection, port 1	Product weight	Part no.	Type
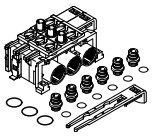	G3/8	130 g	**187824**	**CPE14-PRSG-3**

CPE14, manifold block PRSE for 2 valves

	Product weight	Part no.	Type
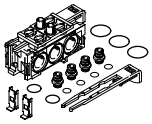	85 g	**187830**	**CPE14-PRSEO-2**
		164967	**CPE14-PRSE-2**

CPE14, modular manifold, end plate for battery

	Pneumatic connection, port 1	Product weight	Part no.	Type
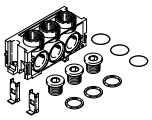	G3/8	80 g	**164969**	**CPE14-PRS-EP**

CPE14, modular manifold, cover plate for vacant position

	Product weight	Part no.	Type
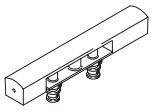	15 g	**164968**	**CPE14-PRSB**

CPE18, 3/2-way valve, normally closed, internal pilot air supply

	Electrical connection	Pneumatic connection, port 1	Product weight	Standard nominal flow rate (standardised to DIN 1343)	Part no.	Type
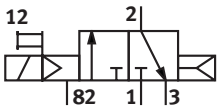	Type C	G1/4	150 g	1,300 l/min	**163141**	**CPE18-M1H-3GL-1/4**
					163761	**CPE18-M2H-3GL-1/4**
					163785	**CPE18-M3H-3GL-1/4**
		QS-8		850 l/min	**163149**	**CPE18-M1H-3GL-QS-8**
					163793	**CPE18-M3H-3GL-QS-8**
					163769	**CPE18-M2H-3GL-QS-8**
		QS-10		1,000 l/min	**163801**	**CPE18-M3H-3GL-QS-10**
					163777	**CPE18-M2H-3GL-QS-10**
					163157	**CPE18-M1H-3GL-QS-10**

CPE18, 3/2-way valve, normally open, internal pilot air supply

	Electrical connection	Pneumatic connection, port 1	Product weight	Standard nominal flow rate (standardised to DIN 1343)	Part no.	Type
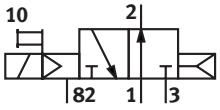	Type C	G1/4	150 g	1,700 l/min	**163760**	**CPE18-M2H-3OL-1/4**

Ordering data

CPE18, 3/2-way valve, normally open, internal pilot air supply

	Electrical connection	Pneumatic connection, port 1	Product weight	Standard nominal flow rate (standardised to DIN 1343)	Part no.	Type
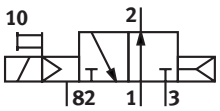	Type C	G1/4	150 g	1,700 l/min	163784	CPE18-M3H-3OL-1/4
					163140	CPE18-M1H-3OL-1/4
		QS-8		850 l/min	163792	CPE18-M3H-3OL-QS-8
					163768	CPE18-M2H-3OL-QS-8
					163148	CPE18-M1H-3OL-QS-8
		QS-10		1,000 l/min	163776	CPE18-M2H-3OL-QS-10
					163800	CPE18-M3H-3OL-QS-10
					163156	CPE18-M1H-3OL-QS-10

CPE18, 3/2-way valve, normally closed, external pilot air supply

	Electrical connection	Pneumatic connection, port 1	Product weight	Standard nominal flow rate (standardised to DIN 1343)	Part no.	Type
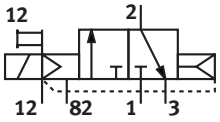	Type C	G1/4	150 g	1,300 l/min	163145	CPE18-M1H-3GLS-1/4
					163765	CPE18-M2H-3GLS-1/4
					163789	CPE18-M3H-3GLS-1/4
		QS-8		850 l/min	163773	CPE18-M2H-3GLS-QS-8
					163797	CPE18-M3H-3GLS-QS-8
					163153	CPE18-M1H-3GLS-QS-8
		QS-10		1,000 l/min	163781	CPE18-M2H-3GLS-QS-10
					163805	CPE18-M3H-3GLS-QS-10
					163161	CPE18-M1H-3GLS-QS-10

CPE18, 3/2-way valve, normally open, external pilot air supply

	Electrical connection	Pneumatic connection, port 1	Product weight	Standard nominal flow rate (standardised to DIN 1343)	Part no.	Type
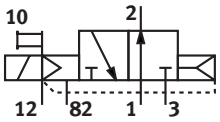	Type C	G1/4	150 g	1,700 l/min	163788	CPE18-M3H-3OLS-1/4
					163764	CPE18-M2H-3OLS-1/4
					163144	CPE18-M1H-3OLS-1/4
		QS-8		850 l/min	163772	CPE18-M2H-3OLS-QS-8
					163152	CPE18-M1H-3OLS-QS-8
					163796	CPE18-M3H-3OLS-QS-8
		QS-10		1,000 l/min	163804	CPE18-M3H-3OLS-QS-10
					163780	CPE18-M2H-3OLS-QS-10
					163160	CPE18-M1H-3OLS-QS-10

CPE18, 5/2-way single solenoid valve, internal pilot air supply

	Electrical connection	Pneumatic connection, port 1	Product weight	Standard nominal flow rate (standardised to DIN 1343)	Part no.	Type
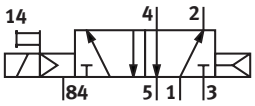	Type C	G1/4	220 g	1,500 l/min	163142	CPE18-M1H-5L-1/4
					163786	CPE18-M3H-5L-1/4
					163762	CPE18-M2H-5L-1/4
		QS-8		850 l/min	163150	CPE18-M1H-5L-QS-8
					163794	CPE18-M3H-5L-QS-8
					163770	CPE18-M2H-5L-QS-8
		QS-10		1,000 l/min	163158	CPE18-M1H-5L-QS-10
					163778	CPE18-M2H-5L-QS-10
					163802	CPE18-M3H-5L-QS-10

Ordering data

CPE18, 5/2 double pilot valve, internal pilot air supply

	Electrical connection	Pneumatic connection, port 1	Product weight	Standard nominal flow rate (standardised to DIN 1343)	Part no.	Type
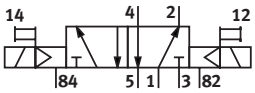	Type C	G1/4	270 g	1,500 l/min	163787	CPE18-M3H-5J-1/4
					163763	CPE18-M2H-5J-1/4
					163143	CPE18-M1H-5J-1/4
		QS-8		850 l/min	163151	CPE18-M1H-5J-QS-8
					163795	CPE18-M3H-5J-QS-8
					163771	CPE18-M2H-5J-QS-8
		QS-10		1,000 l/min	163159	CPE18-M1H-5J-QS-10
					163779	CPE18-M2H-5J-QS-10
					163803	CPE18-M3H-5J-QS-10

CPE18, 5/2-way single solenoid valve, external pilot air supply

	Electrical connection	Pneumatic connection, port 1	Product weight	Standard nominal flow rate (standardised to DIN 1343)	Part no.	Type
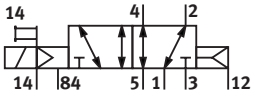	Type C	G1/4	220 g	1,500 l/min	163146	CPE18-M1H-5LS-1/4
					163790	CPE18-M3H-5LS-1/4
					163766	CPE18-M2H-5LS-1/4
		QS-8		850 l/min	163154	CPE18-M1H-5LS-QS-8
					163798	CPE18-M3H-5LS-QS-8
					163774	CPE18-M2H-5LS-QS-8
		QS-10		1,000 l/min	163806	CPE18-M3H-5LS-QS-10
					163162	CPE18-M1H-5LS-QS-10
					163782	CPE18-M2H-5LS-QS-10

CPE18, 5/2 double pilot valve, external pilot air supply

	Electrical connection	Pneumatic connection, port 1	Product weight	Standard nominal flow rate (standardised to DIN 1343)	Part no.	Type
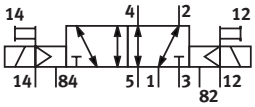	Type C	G1/4	270 g	1,500 l/min	163147	CPE18-M1H-5JS-1/4
					163791	CPE18-M3H-5JS-1/4
					163767	CPE18-M2H-5JS-1/4
		QS-8		850 l/min	163775	CPE18-M2H-5JS-QS-8
					163155	CPE18-M1H-5JS-QS-8
					163799	CPE18-M3H-5JS-QS-8
		QS-10		1,000 l/min	163783	CPE18-M2H-5JS-QS-10
					163163	CPE18-M1H-5JS-QS-10
					163807	CPE18-M3H-5JS-QS-10

CPE18, 5/3 mid-position valve, normally closed, internal pilot air supply

	Electrical connection	Pneumatic connection, port 1	Product weight	Standard nominal flow rate (standardised to DIN 1343)	Part no.	Type
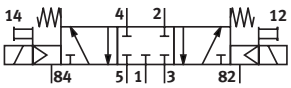	Type C	G1/4	280 g	1,450 l/min	170319	CPE18-M3H-5/3G-1/4
					170247	CPE18-M1H-5/3G-1/4
					170283	CPE18-M2H-5/3G-1/4
		QS-8		850 l/min	170289	CPE18-M2H-5/3G-QS-8
					170325	CPE18-M3H-5/3G-QS-8
					170253	CPE18-M1H-5/3G-QS-8
		QS-10		1,050 l/min	170331	CPE18-M3H-5/3G-QS-10
					170295	CPE18-M2H-5/3G-QS-10

Ordering data

CPE18, 5/3 mid-position valve, normally closed, internal pilot air supply

	Electrical connection	Pneumatic connection, port 1	Product weight	Standard nominal flow rate (standardised to DIN 1343)	Part no.	Type
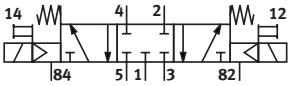	Type C	QS-10		1,050 l/min	**170259**	**CPE18-M1H-5/3G-QS-10**

CPE18, 5/3 mid-position valve, normally exhausted, internal pilot air supply

	Electrical connection	Pneumatic connection, port 1	Product weight	Standard nominal flow rate (standardised to DIN 1343)	Part no.	Type
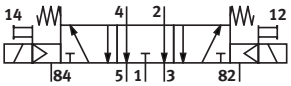	Type C	G1/4	280 g	1,200 l/min	**170285**	**CPE18-M2H-5/3E-1/4**
					170249	**CPE18-M1H-5/3E-1/4**
					170321	**CPE18-M3H-5/3E-1/4**
		QS-8		780 l/min	**170255**	**CPE18-M1H-5/3E-QS-8**
					170291	**CPE18-M2H-5/3E-QS-8**
					170327	**CPE18-M3H-5/3E-QS-8**
		QS-10		1,000 l/min	**170297**	**CPE18-M2H-5/3E-QS-10**
					170333	**CPE18-M3H-5/3E-QS-10**
					170261	**CPE18-M1H-5/3E-QS-10**

CPE18, 5/3 mid-position valve, normally open, internal pilot air supply

	Electrical connection	Pneumatic connection, port 1	Product weight	Standard nominal flow rate (standardised to DIN 1343)	Part no.	Type
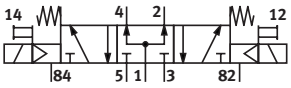	Type C	G1/4	280 g	1,300 l/min	**170251**	**CPE18-M1H-5/3B-1/4**
					170323	**CPE18-M3H-5/3B-1/4**
					170287	**CPE18-M2H-5/3B-1/4**
		QS-8		780 l/min	**170329**	**CPE18-M3H-5/3B-QS-8**
					170257	**CPE18-M1H-5/3B-QS-8**
					170293	**CPE18-M2H-5/3B-QS-8**
		QS-10		1,000 l/min	**170263**	**CPE18-M1H-5/3B-QS-10**
					170299	**CPE18-M2H-5/3B-QS-10**
					170335	**CPE18-M3H-5/3B-QS-10**

CPE18, 5/3 mid-position valve, normally closed, external pilot air supply

	Electrical connection	Pneumatic connection, port 1	Product weight	Standard nominal flow rate (standardised to DIN 1343)	Part no.	Type
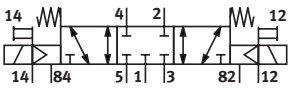	Type C	G1/4	280 g	1,450 l/min	**170248**	**CPE18-M1H-5/3GS-1/4**
					170320	**CPE18-M3H-5/3GS-1/4**
					170284	**CPE18-M2H-5/3GS-1/4**
		QS-8		850 l/min	**170290**	**CPE18-M2H-5/3GS-QS-8**
					170326	**CPE18-M3H-5/3GS-QS-8**
					170254	**CPE18-M1H-5/3GS-QS-8**
		QS-10		1,050 l/min	**170296**	**CPE18-M2H-5/3GS-QS-10**
					170260	**CPE18-M1H-5/3GS-QS-10**
					170332	**CPE18-M3H-5/3GS-QS-10**

Ordering data

CPE18, 5/3 mid-position valve, normally exhausted, external pilot air supply

	Electrical connection	Pneumatic connection, port 1	Product weight	Standard nominal flow rate (standardised to DIN 1343)	Part no.	Type
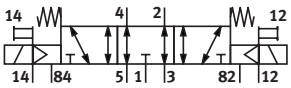	Type C	G1/4	280 g	1,200 l/min	170250	CPE18-M1H-5/3ES-1/4
					170286	CPE18-M2H-5/3ES-1/4
					170322	CPE18-M3H-5/3ES-1/4
		QS-8		780 l/min	170292	CPE18-M2H-5/3ES-QS-8
					170256	CPE18-M1H-5/3ES-QS-8
					170328	CPE18-M3H-5/3ES-QS-8
		QS-10		1,000 l/min	170334	CPE18-M3H-5/3ES-QS-10
					170262	CPE18-M1H-5/3ES-QS-10
					170298	CPE18-M2H-5/3ES-QS-10

CPE18, 5/3 mid-position valve, normally open, external pilot air supply

	Electrical connection	Pneumatic connection, port 1	Product weight	Standard nominal flow rate (standardised to DIN 1343)	Part no.	Type
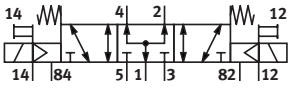	Type C	G1/4	280 g	1,300 l/min	170252	CPE18-M1H-5/3BS-1/4
					170288	CPE18-M2H-5/3BS-1/4
					170324	CPE18-M3H-5/3BS-1/4
		QS-8		780 l/min	170330	CPE18-M3H-5/3BS-QS-8
					170258	CPE18-M1H-5/3BS-QS-8
					170294	CPE18-M2H-5/3BS-QS-8
		QS-10		1,000 l/min	170300	CPE18-M2H-5/3BS-QS-10
					170336	CPE18-M3H-5/3BS-QS-10
					170264	CPE18-M1H-5/3BS-QS-10

CPE18, 3/2-way valve without pilot valves

	Valve function	Pilot air supply	Product weight	Standard nominal flow rate (standardised to DIN 1343)	Part no.	Type
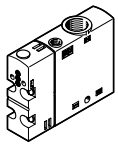	3/2-way, closed, monostable	External	110 g	1,300 l/min	550164	CPE18-P1-3GLS-1/4
		Internal			550163	CPE18-P1-3GL-1/4
	3/2 open, monostable	External		1,700 l/min	550166	CPE18-P1-3OLS-1/4
		Internal			550165	CPE18-P1-3OL-1/4

CPE18, 5/2-way single solenoid valve without pilot valve

	Valve function	Pilot air supply	Product weight	Standard nominal flow rate (standardised to DIN 1343)	Part no.	Type
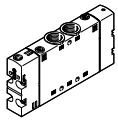	5/2-way, monostable	External	180 g	1,500 l/min	550154	CPE18-P1-5LS-1/4
		Internal			550153	CPE18-P1-5L-1/4

Ordering data

CPE18, 5/2 double pilot valve without pilot valve

	Valve function	Pilot air supply	Product weight	Standard nominal flow rate (standardised to DIN 1343)	Part no.	Type
	5/2 bistable	External	190 g	1,500 l/min	**550156**	**CPE18-P1-5JS-1/4**
		Internal			**550155**	**CPE18-P1-5J-1/4**

CPE18, 5/3 mid-position valve, single solenoid, without pilot valve

	Valve function	Pilot air supply	Product weight	Standard nominal flow rate (standardised to DIN 1343)	Part no.	Type
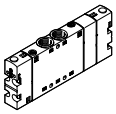	5/3-way, pressurised	External	200 g	1,300 l/min	**550162**	**CPE18-P1-5/3BS-1/4**
		Internal			**550161**	**CPE18-P1-5/3B-1/4**
	5/3 exhausted	External		1,200 l/min	**550160**	**CPE18-P1-5/3ES-1/4**
		Internal			**550159**	**CPE18-P1-5/3E-1/4**
	5/3 closed	External		1,450 l/min	**550158**	**CPE18-P1-5/3GS-1/4**
		Internal			**550157**	**CPE18-P1-5/3G-1/4**

CPE18, pilot valve according to ISO 15218

	Electrical connection	Characteristic coil data	Standard nominal flow rate (standardised to DIN 1343)	Part no.	Type
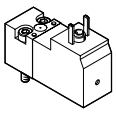	Type C, To DIN EN 175301-803	110 V AC: 50/60 Hz, pick-up power 2.9 VA, holding power 2.1 VA	18 l/min	**546259**	**VSCS-B-M32-MH-WA-2AC1**
		12 V DC: 1.8 W		**546257**	**VSCS-B-M32-MH-WA-5C1**
		230 V AC: 50/60 Hz, pick-up power 2.9 VA, holding power 2.1 VA		**546260**	**VSCS-B-M32-MH-WA-3AC1**
		24 V AC: 50/60 Hz, pick-up power 3.1 VA, holding power 2.3 VA		**546258**	**VSCS-B-M32-MH-WA-1AC1**
		24 V DC: 1.8 W		**546256**	**VSCS-B-M32-MH-WA-1C1**

CPE18, manifold block for 5/2- and 5/3-way valves

	Max. number of valve positions	Corrosion resistance class CRC [1]	Max. tightening torque for valve mounting	Product weight	Part no.	Type
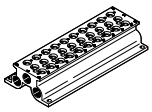	10	2 - Moderate corrosion stress	2 Nm	1,386 g	**543847**	**CPE18-PRS-3/8-10**
	2			353 g	**543839**	**CPE18-PRS-3/8-2**
	3			482 g	**543840**	**CPE18-PRS-3/8-3**
	4			611 g	**543841**	**CPE18-PRS-3/8-4**
	5			740 g	**543842**	**CPE18-PRS-3/8-5**
	6			870 g	**543843**	**CPE18-PRS-3/8-6**
	7			999 g	**543844**	**CPE18-PRS-3/8-7**
	8			1,128 g	**543845**	**CPE18-PRS-3/8-8**
	9			1,257 g	**543846**	**CPE18-PRS-3/8-9**

1) More information www.festo.com/x/topic/kbk

Ordering data

CPE18, manifold block for 3/2-way valves

	Max. number of valve positions	Corrosion resistance class CRC [1]	Max. tightening torque for valve mounting	Product weight	Part no.	Type
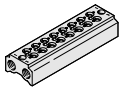	10	2 - Moderate corrosion stress	2 Nm	908 g	**550576**	**CPE18-3/2-PRS-3/8-10**
	2			266 g	**550568**	**CPE18-3/2-PRS-3/8-2**
	3			346 g	**550569**	**CPE18-3/2-PRS-3/8-3**
	4			426 g	**550570**	**CPE18-3/2-PRS-3/8-4**
	5			507 g	**550571**	**CPE18-3/2-PRS-3/8-5**
	6			587 g	**550572**	**CPE18-3/2-PRS-3/8-6**
	7			667 g	**550573**	**CPE18-3/2-PRS-3/8-7**
	8			748 g	**550574**	**CPE18-3/2-PRS-3/8-8**
	9			828 g	**550575**	**CPE18-3/2-PRS-3/8-9**

1) More information www.festo.com/x/topic/kbk

CPE18, manifold block PRSG for 2 valves

	Pneumatic connection, port 1	Pneumatic connection, port 3	Pneumatic connection, port 5	Product weight	Part no.	Type
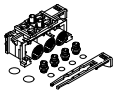	G1/2			170 g	**164970**	**CPE18-PRSG-2**
					187831	**CPE18-PRSGO-2**

CPE18, manifold block PRSG for 3 valves

	Pneumatic connection, port 1	Pneumatic connection, port 3	Pneumatic connection, port 5	Product weight	Part no.	Type
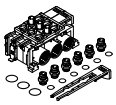	G1/2			225 g	**187821**	**CPE18-PRSGO-3**
					187825	**CPE18-PRSG-3**

CPE18, manifold block PRSE for 2 valves

	Product weight	Part no.	Type
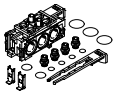	145 g	**187832**	**CPE18-PRSEO-2**
		164972	**CPE18-PRSE-2**

CPE18, modular manifold, end plate for battery

	Pneumatic connection, port 1	Pneumatic connection, port 3	Pneumatic connection, port 5	Product weight	Part no.	Type
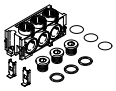	G1/2			125 g	**164973**	**CPE18-PRS-EP**

CPE18, modular manifold, cover plate for vacant position

	Product weight	Part no.	Type
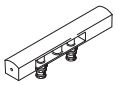	28 g	**164974**	**CPE18-PRSB**

Ordering data

CPE24, 3/2-way valve, normally closed, internal pilot air supply

	Electrical connection	Pneumatic connection, port 1	Product weight	Standard nominal flow rate (standardised to DIN 1343)	Part no.	Type
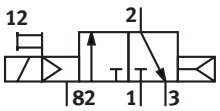	Type C	G3/8	220 g	2,500 l/min	163809	CPE24-M2H-3GL-3/8
					163165	CPE24-M1H-3GL-3/8
					163833	CPE24-M3H-3GL-3/8
		QS-10		1,250 l/min	163841	CPE24-M3H-3GL-QS-10
					163173	CPE24-M1H-3GL-QS-10
					163817	CPE24-M2H-3GL-QS-10
		QS-12		1,650 l/min	163849	CPE24-M3H-3GL-QS-12
					163825	CPE24-M2H-3GL-QS-12
					163181	CPE24-M1H-3GL-QS-12

CPE24, 3/2-way valve, normally open, internal pilot air supply

	Electrical connection	Pneumatic connection, port 1	Product weight	Standard nominal flow rate (standardised to DIN 1343)	Part no.	Type
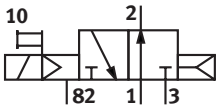	Type C	G3/8	220 g	3,000 l/min	163164	CPE24-M1H-3OL-3/8
					163832	CPE24-M3H-3OL-3/8
					163808	CPE24-M2H-3OL-3/8
		QS-10		1,250 l/min	163816	CPE24-M2H-3OL-QS-10
					163840	CPE24-M3H-3OL-QS-10
					163172	CPE24-M1H-3OL-QS-10
		QS-12		1,650 l/min	163848	CPE24-M3H-3OL-QS-12
					163824	CPE24-M2H-3OL-QS-12
					163180	CPE24-M1H-3OL-QS-12

CPE24, 3/2-way valve, normally closed, external pilot air supply

	Electrical connection	Pneumatic connection, port 1	Product weight	Standard nominal flow rate (standardised to DIN 1343)	Part no.	Type
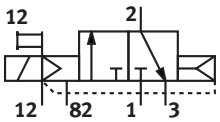	Type C	G3/8	220 g	2,500 l/min	163169	CPE24-M1H-3GLS-3/8
					163813	CPE24-M2H-3GLS-3/8
					163837	CPE24-M3H-3GLS-3/8
		QS-10		1,250 l/min	163821	CPE24-M2H-3GLS-QS-10
					163177	CPE24-M1H-3GLS-QS-10
					163845	CPE24-M3H-3GLS-QS-10
		QS-12		1,650 l/min	163829	CPE24-M2H-3GLS-QS-12
					163853	CPE24-M3H-3GLS-QS-12
					163185	CPE24-M1H-3GLS-QS-12

CPE24, 3/2-way valve, normally open, external pilot air supply

	Electrical connection	Pneumatic connection, port 1	Product weight	Standard nominal flow rate (standardised to DIN 1343)	Part no.	Type
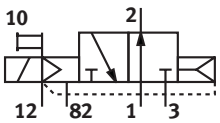	Type C	G3/8	220 g	3,000 l/min	163836	CPE24-M3H-3OLS-3/8
					163812	CPE24-M2H-3OLS-3/8
					163168	CPE24-M1H-3OLS-3/8
		QS-10		1,250 l/min	163176	CPE24-M1H-3OLS-QS-10
					163820	CPE24-M2H-3OLS-QS-10
					163844	CPE24-M3H-3OLS-QS-10
		QS-12		1,650 l/min	163184	CPE24-M1H-3OLS-QS-12

Ordering data

CPE24, 3/2-way valve, normally open, external pilot air supply

	Electrical connection	Pneumatic connection, port 1	Product weight	Standard nominal flow rate (standardised to DIN 1343)	Part no.	Type
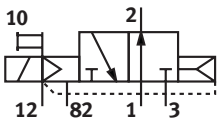	Type C	QS-12		1,650 l/min	163828	CPE24-M2H-3OLS-QS-12
					163852	CPE24-M3H-3OLS-QS-12

CPE24, 5/2-way single solenoid valve, internal pilot air supply

	Electrical connection	Pneumatic connection, port 1	Product weight	Standard nominal flow rate (standardised to DIN 1343)	Part no.	Type
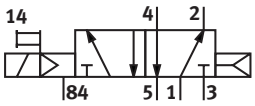	Type C	G3/8	360 g	2,900 l/min	163166	CPE24-M1H-5L-3/8
					163810	CPE24-M2H-5L-3/8
					163834	CPE24-M3H-5L-3/8
		QS-10		1,250 l/min	163174	CPE24-M1H-5L-QS-10
					163842	CPE24-M3H-5L-QS-10
					163818	CPE24-M2H-5L-QS-10
		QS-12		1,650 l/min	163826	CPE24-M2H-5L-QS-12
					163850	CPE24-M3H-5L-QS-12
					163182	CPE24-M1H-5L-QS-12

CPE24, 5/2 double pilot valve, internal pilot air supply

	Electrical connection	Pneumatic connection, port 1	Product weight	Standard nominal flow rate (standardised to DIN 1343)	Part no.	Type
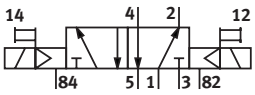	Type C	G3/8	390 g	3,200 l/min	163811	CPE24-M2H-5J-3/8
					163835	CPE24-M3H-5J-3/8
					163167	CPE24-M1H-5J-3/8
		QS-10		1,250 l/min	163819	CPE24-M2H-5J-QS-10
					163843	CPE24-M3H-5J-QS-10
					163175	CPE24-M1H-5J-QS-10
		QS-12		1,650 l/min	163827	CPE24-M2H-5J-QS-12
					163183	CPE24-M1H-5J-QS-12
					163851	CPE24-M3H-5J-QS-12

CPE24, 5/2-way single solenoid valve, external pilot air supply

	Electrical connection	Pneumatic connection, port 1	Product weight	Standard nominal flow rate (standardised to DIN 1343)	Part no.	Type
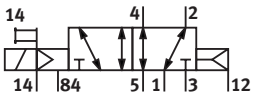	Type C	G3/8	360 g	2,900 l/min	163170	CPE24-M1H-5LS-3/8
					163814	CPE24-M2H-5LS-3/8
					163838	CPE24-M3H-5LS-3/8
		QS-10		1,250 l/min	163822	CPE24-M2H-5LS-QS-10
					163846	CPE24-M3H-5LS-QS-10
					163178	CPE24-M1H-5LS-QS-10
		QS-12		1,650 l/min	163186	CPE24-M1H-5LS-QS-12
					163854	CPE24-M3H-5LS-QS-12
					163830	CPE24-M2H-5LS-QS-12

Ordering data

CPE24, 5/2 double pilot valve, external pilot air supply

	Electrical connection	Pneumatic connection, port 1	Product weight	Standard nominal flow rate (standardised to DIN 1343)	Part no.	Type
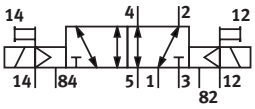	Type C	G3/8	390 g	3,200 l/min	163839	CPE24-M3H-5JS-3/8
					163815	CPE24-M2H-5JS-3/8
					163171	CPE24-M1H-5JS-3/8
		QS-10		1,250 l/min	163847	CPE24-M3H-5JS-QS-10
					163823	CPE24-M2H-5JS-QS-10
					163179	CPE24-M1H-5JS-QS-10
		QS-12		1,650 l/min	163855	CPE24-M3H-5JS-QS-12
					163831	CPE24-M2H-5JS-QS-12
					163187	CPE24-M1H-5JS-QS-12

CPE24, 5/3 mid-position valve, normally closed, internal pilot air supply

	Electrical connection	Pneumatic connection, port 1	Product weight	Standard nominal flow rate (standardised to DIN 1343)	Part no.	Type
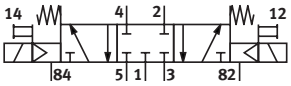	Type C	G3/8	430 g	3,000 l/min	170265	CPE24-M1H-5/3G-3/8
					170301	CPE24-M2H-5/3G-3/8
					170337	CPE24-M3H-5/3G-3/8
		QS-10		1,250 l/min	170343	CPE24-M3H-5/3G-QS-10
					170307	CPE24-M2H-5/3G-QS-10
					170271	CPE24-M1H-5/3G-QS-10
		QS-12		1,650 l/min	170277	CPE24-M1H-5/3G-QS-12
					170349	CPE24-M3H-5/3G-QS-12
					170313	CPE24-M2H-5/3G-QS-12

CPE24, 5/3 mid-position valve, normally exhausted, internal pilot air supply

	Electrical connection	Pneumatic connection, port 1	Product weight	Standard nominal flow rate (standardised to DIN 1343)	Part no.	Type
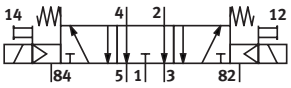	Type C	G3/8	430 g	2,650 l/min	170267	CPE24-M1H-5/3E-3/8
					170339	CPE24-M3H-5/3E-3/8
					170303	CPE24-M2H-5/3E-3/8
		QS-10		1,250 l/min	170273	CPE24-M1H-5/3E-QS-10
					170345	CPE24-M3H-5/3E-QS-10
					170309	CPE24-M2H-5/3E-QS-10
		QS-12		1,600 l/min	170315	CPE24-M2H-5/3E-QS-12
					170351	CPE24-M3H-5/3E-QS-12
					170279	CPE24-M1H-5/3E-QS-12

CPE24, 5/3 mid-position valve, normally open, internal pilot air supply

	Electrical connection	Pneumatic connection, port 1	Product weight	Standard nominal flow rate (standardised to DIN 1343)	Part no.	Type
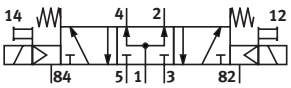	Type C	G3/8	430 g	2,600 l/min	170305	CPE24-M2H-5/3B-3/8
					170341	CPE24-M3H-5/3B-3/8
					170269	CPE24-M1H-5/3B-3/8
		QS-10		1,250 l/min	170311	CPE24-M2H-5/3B-QS-10
					170275	CPE24-M1H-5/3B-QS-10
					170347	CPE24-M3H-5/3B-QS-10
		QS-12		1,600 l/min	170353	CPE24-M3H-5/3B-QS-12
					170317	CPE24-M2H-5/3B-QS-12

Ordering data

CPE24, 5/3 mid-position valve, normally open, internal pilot air supply

	Electrical connection	Pneumatic connection, port 1	Product weight	Standard nominal flow rate (standardised to DIN 1343)	Part no.	Type
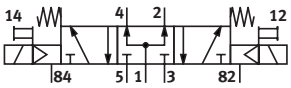	Type C	QS-12		1,600 l/min	**170281**	**CPE24-M1H-5/3B-QS-12**

CPE24, 5/3 mid-position valve, normally closed, external pilot air supply

	Electrical connection	Pneumatic connection, port 1	Product weight	Standard nominal flow rate (standardised to DIN 1343)	Part no.	Type
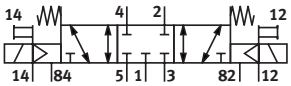	Type C	G3/8	430 g	3,000 l/min	**170302**	**CPE24-M2H-5/3GS-3/8**
					170266	**CPE24-M1H-5/3GS-3/8**
					170338	**CPE24-M3H-5/3GS-3/8**
		QS-10		1,250 l/min	**170344**	**CPE24-M3H-5/3GS-QS-10**
					170272	**CPE24-M1H-5/3GS-QS-10**
					170308	**CPE24-M2H-5/3GS-QS-10**
		QS-12		1,650 l/min	**170278**	**CPE24-M1H-5/3GS-QS-12**
					170350	**CPE24-M3H-5/3GS-QS-12**
					170314	**CPE24-M2H-5/3GS-QS-12**

CPE24, 5/3 mid-position valve, normally exhausted, external pilot air supply

	Electrical connection	Pneumatic connection, port 1	Product weight	Standard nominal flow rate (standardised to DIN 1343)	Part no.	Type
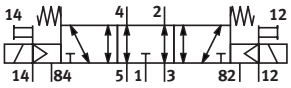	Type C	G3/8	430 g	2,650 l/min	**170340**	**CPE24-M3H-5/3ES-3/8**
					170304	**CPE24-M2H-5/3ES-3/8**
					170268	**CPE24-M1H-5/3ES-3/8**
		QS-10		1,250 l/min	**170346**	**CPE24-M3H-5/3ES-QS-10**
					170310	**CPE24-M2H-5/3ES-QS-10**
					170274	**CPE24-M1H-5/3ES-QS-10**
		QS-12		1,600 l/min	**170280**	**CPE24-M1H-5/3ES-QS-12**
					170316	**CPE24-M2H-5/3ES-QS-12**
					170352	**CPE24-M3H-5/3ES-QS-12**

CPE24, 5/3 mid-position valve, normally open, external pilot air supply

	Electrical connection	Pneumatic connection, port 1	Product weight	Standard nominal flow rate (standardised to DIN 1343)	Part no.	Type
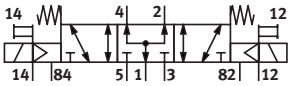	Type C	G3/8	430 g	2,600 l/min	**170306**	**CPE24-M2H-5/3BS-3/8**
					170342	**CPE24-M3H-5/3BS-3/8**
					170270	**CPE24-M1H-5/3BS-3/8**
		QS-10		1,250 l/min	**170276**	**CPE24-M1H-5/3BS-QS-10**
					170312	**CPE24-M2H-5/3BS-QS-10**
					170348	**CPE24-M3H-5/3BS-QS-10**
		QS-12		1,600 l/min	**170354**	**CPE24-M3H-5/3BS-QS-12**
					170282	**CPE24-M1H-5/3BS-QS-12**
					170318	**CPE24-M2H-5/3BS-QS-12**

Peripherals

Individual valve – CPE10 and CPE14

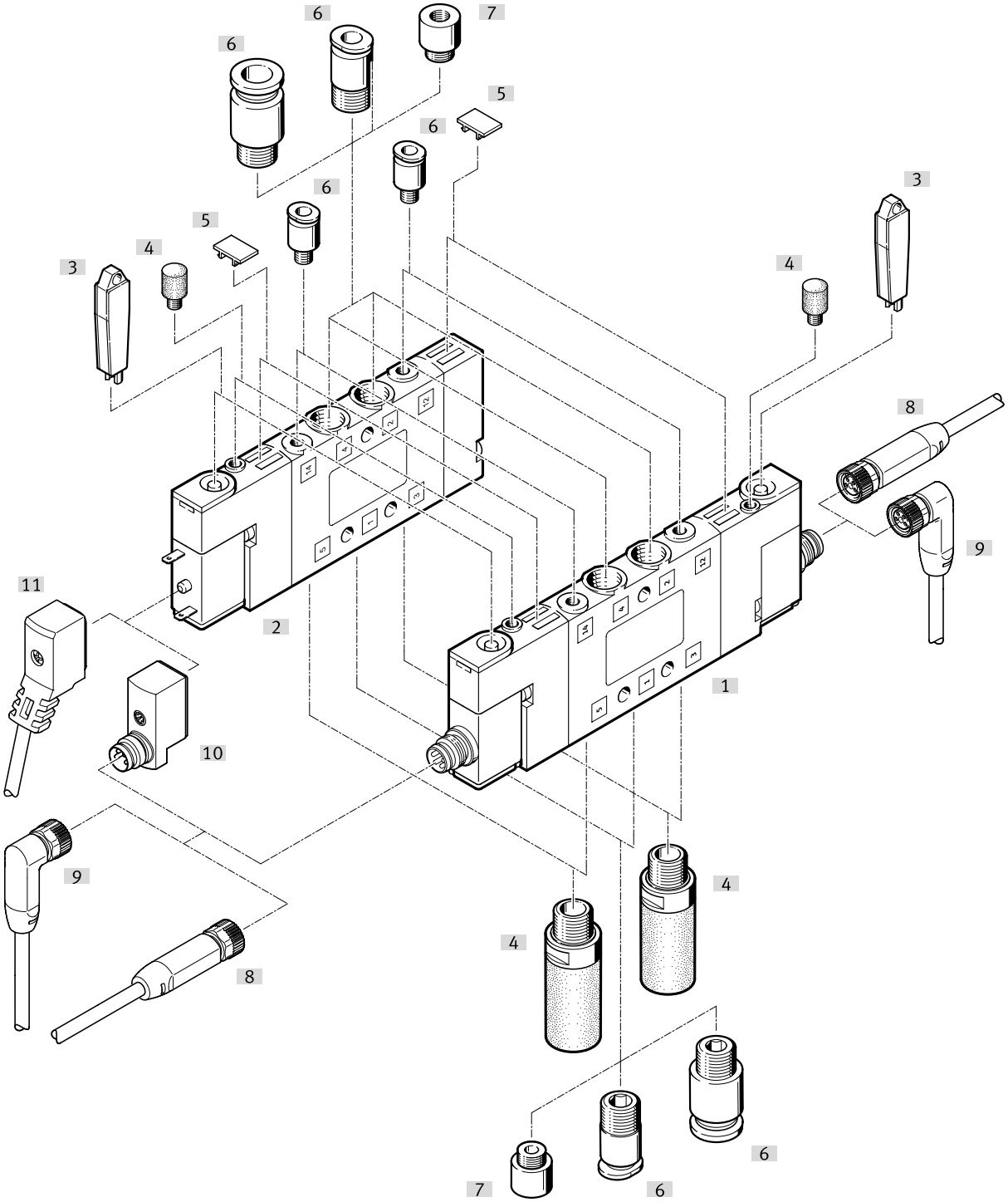

Accessories			→ Link
	Type/order code	Description	
[1]	Solenoid valve CPE10 and CPE14	–	cpe
[2]	Solenoid valve CPE10 and CPE14	–	cpe
[3]	Manual override tool AHB	–	74
[4]	Silencer UC	For connection 3, 5, 82 or 84	74
[5]	Inscription label IBS-6x10	–	74
[6]	Push-in fittings QS	For barbed tubing connectors	qs
[7]	Reducer M7 on M5	Included in the scope of delivery	–
[8]	Connecting cable NEBU-M8G	Socket M8x1, straight	71
[9]	Connecting cable NEBU-M8W	Socket M8x1, angled	72

Peripherals

Accessories			→ Link
	Type/order code	Description	
[10]	Adapter VAVE-C8	Plug pattern ZC to M8, with signal status display	71
[11]	Connecting cable NEBV-Z4	Plug pattern ZC with holding current reduction, protective circuit, signal status display	70

Peripherals

Individual valve – CPE18 and CPE24

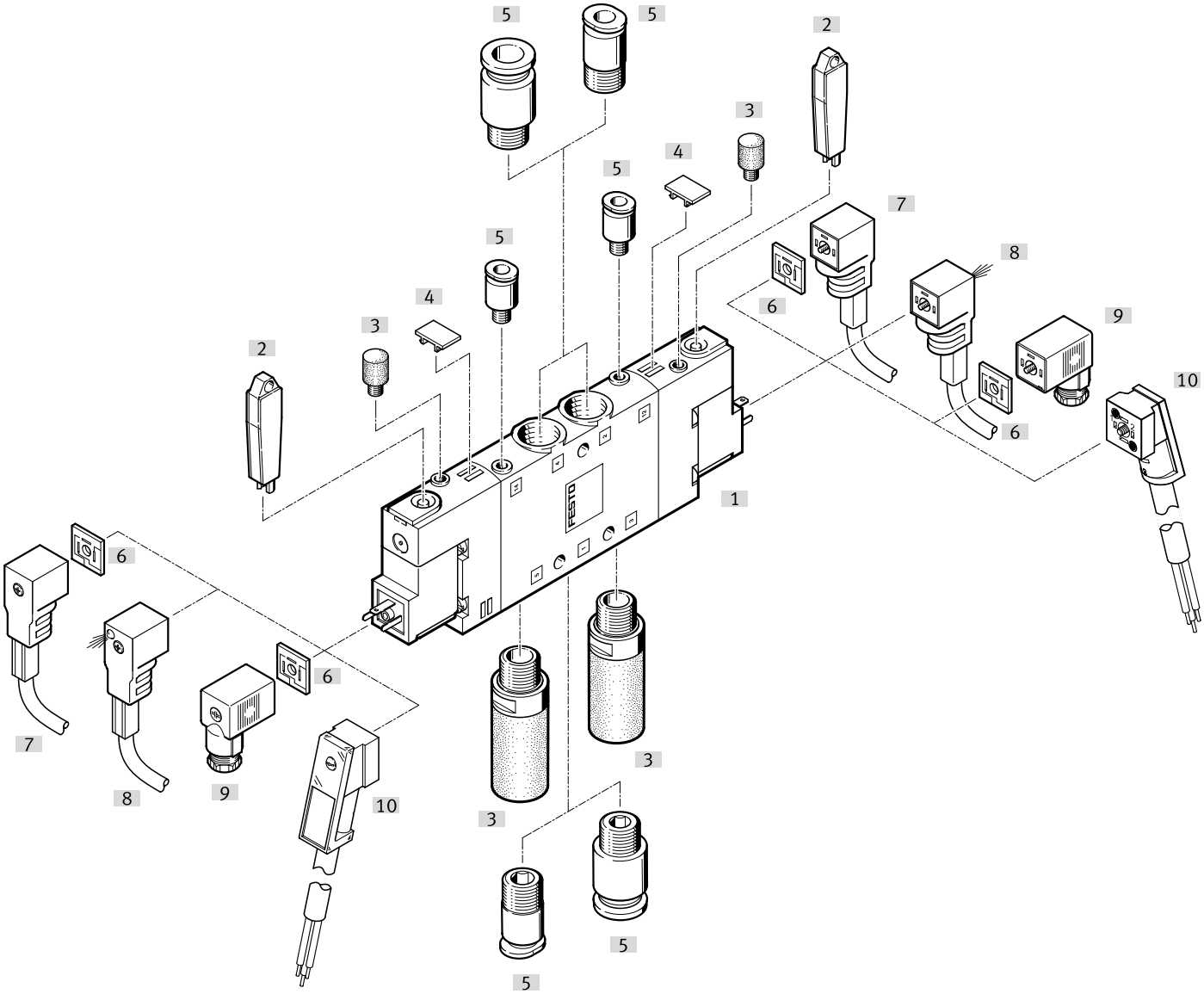

Accessories			→ Link
	Type/order code	Description	
[1]	Solenoid valve CPE18 and CPE24		cpe
[2]	Manual override tool AHB		74
[3]	Silencer UC	For connection 3, 5, 82 or 84	74
[4]	Inscription label IBS-6x10	–	74
[5]	Push-in fittings QS	For barbed tubing connectors	qs
[6]	Illuminating seal MEB-LD	For 0 ... 230 V AC	74
[7]	Plug socket with cable KMEB-1...	Cable sheath PVC, up to 240 V, without signal status display	73
[8]	Plug socket with cable KMEB-1...	Cable sheath PVC, 24 V DC, with signal status display	73
[9]	Plug socket MSSD-EB...	Without signal status display	73
[10]	Plug socket with cable KMEB-2...	Cable sheath PUR	73

Peripherals

Fixed-grid manifold assembly

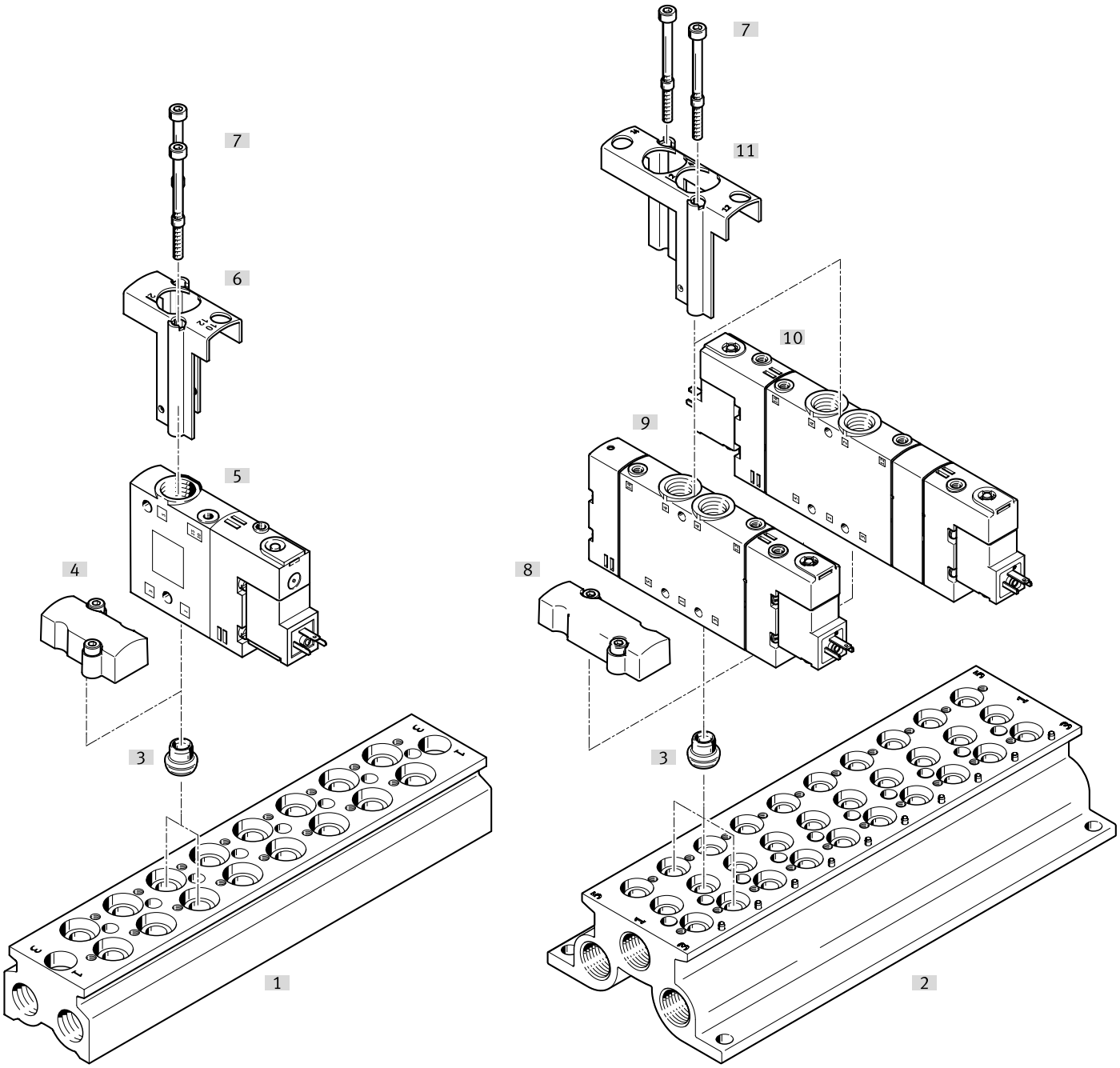

Accessories			→ Link
	Type/order code	Description	
[1]	Manifold block CPE18-3/2-PRS	For 3/2-way valves	cpe
[2]	Manifold block CPE18-PRS...	For 5/2- and 5/3-way valves	cpe
[3]	Seal CPV18-VI-P.1/4-150	–	–
[4]	Cover plate CPE18-RP3	For mounting on vacant positions for 3/2-way valves	72
[5]	3/2-way valve CPE18...	–	cpe
[6]	Retainer CPE18-H3-50	Retainer for 3/2-way valve	73
[7]	Screw M4X65-8.8-VS-100	–	73
[8]	Cover plate CPE18-RP	For mounting on vacant positions for 5/2- and 5/3-way valves	72
[9]	5/2-way valve CPE18...	–	cpe
[10]	5/3-way valve CPE18...	–	cpe
[11]	Retainer CPE18-H5-50	Retainer bracket for 5/2- and 5/3-way valve	72

Peripherals

Accessories – Fixed-grid manifold assembly CPE10 and CPE14

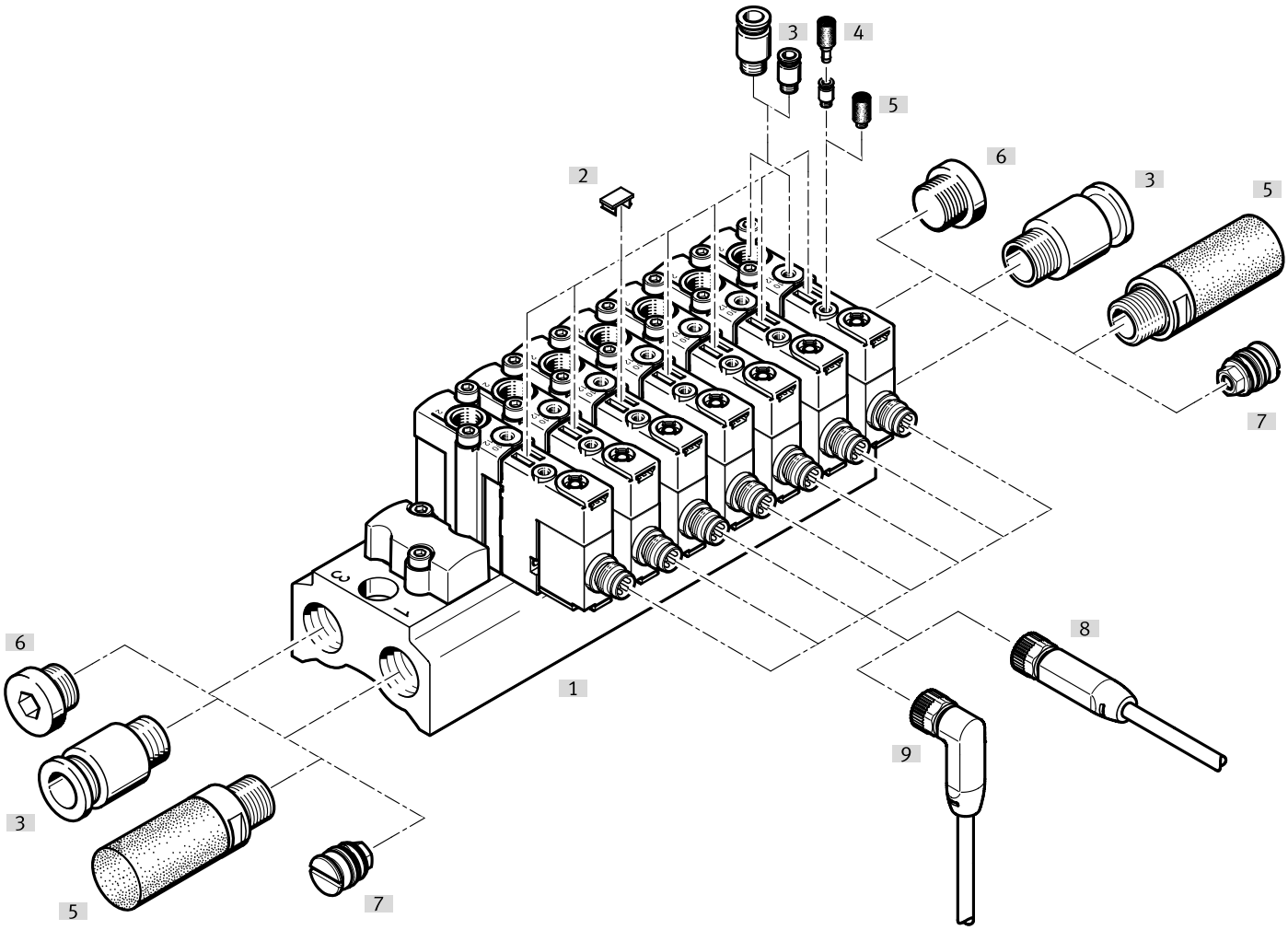

Accessories			→ Link
	Type/order code	Description	
[1]	Solenoid valve CPE10 and CPE14	–	cpe
[2]	Inscription label IBS-6x10	–	74
[3]	Push-in fittings QS	For barbed tubing connectors	qs
[4]	Reducer M7 on M5	Included in the scope of delivery	–
[5]	Silencer UC	For connection 3, 5, 82 or 84	74
[6]	Blanking plug B	–	74
[7]	Separator VABD..., PRSV...	For mounting on a manifold block	74
[8]	Connecting cable NEBU-M8W...	Socket M8x1, angled	neba
[9]	Connecting cable NEBU-M8G...	Socket M8x1, straight	neba

Peripherals

Accessories – Battery mounting fixed grid CPE10 and CPE14, connection diagram ZC

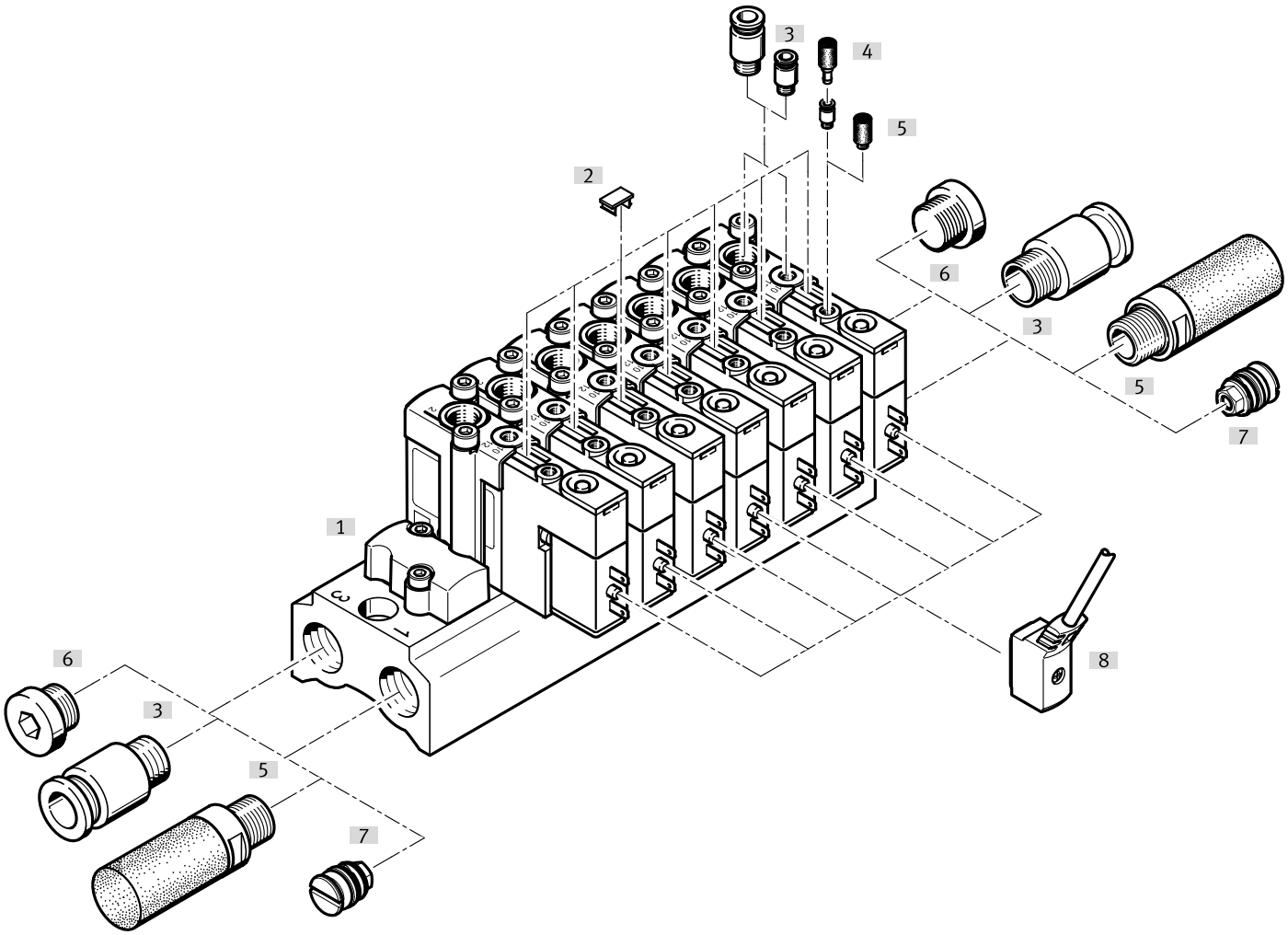

Accessories			→ Link
	Type/order code	Description	
[1]	Solenoid valve CPE10 and CPE14	–	cpe
[2]	Inscription label IBS-6x10	–	74
[3]	Push-in fittings QS	For barbed tubing connectors	qs
[4]	Reducer M7 to M5	Included in the scope of delivery	–
[5]	Silencer UC	For ports 3, 5, 82 or 84	74
[6]	Blanking plug B	–	74
[7]	Separator VABD..., PRSV...	For mounting on a manifold block	74
[8]	Connecting cable NEBV-Z4...	Plug pattern ZC with holding current reduction, protective circuit, signal status display	70

Peripherals

Accessories – Fixed-grid manifold assembly CPE18

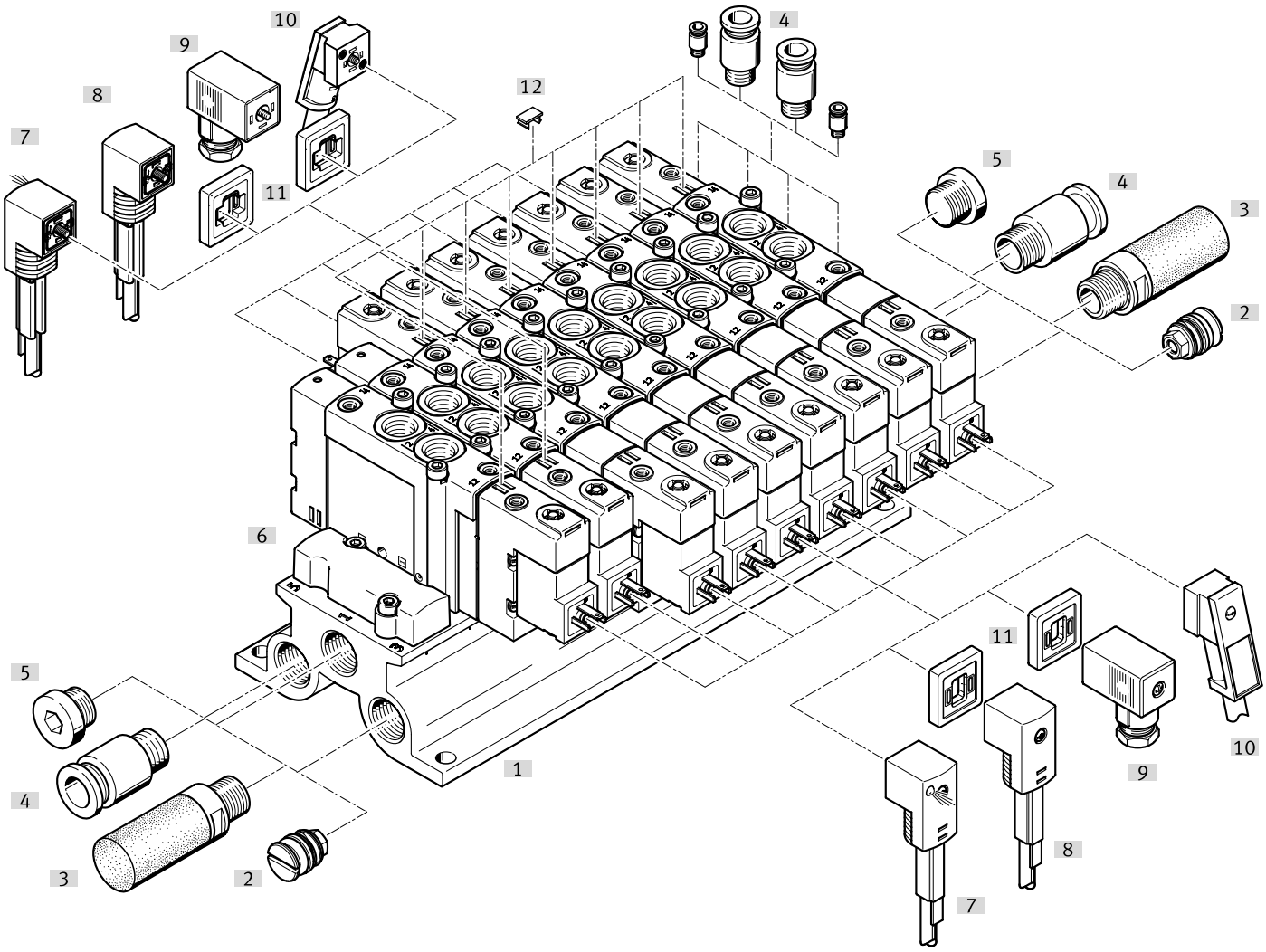

Accessories			→ Link
	Type/order code	Description	
[1]	Solenoid valve CPE18	–	cpe
[1]	Manifold block CPE18-PRS...	For 5/2- and 5/3-way valves	cpe
[1]	Manifold block CPE18-3/2-PRS...	For 3/2-way valves	cpe
[2]	Separator for pressure zones VABD..., PRSV...	For mounting on a manifold block	74
[3]	Silencer UC	For fitting in exhaust ports	74
[4]	Push-in fittings QS	For barbed tubing connectors	qs
[5]	Blanking plug B	–	74
[6]	Cover plate CPE18-RP	For mounting on vacant positions for 5/2- and 5/3-way valves	72
[6]	Cover plate CPE18-RP3	For mounting on vacant positions for 3/2-way valves	72
[7]	Plug socket with cable KMEB-1...	Cable sheath PVC, up to 240 V, without signal status display	73
[8]	Plug socket with cable KMEB-1...	Cable sheath PVC, 24 V DC, with signal status display	73
[9]	Plug socket MSSD-EB...	Without signal status display	73
[10]	Plug socket with cable KMEB-2...	Cable sheath PUR	73
[11]	Illuminating seal MEB-LD...	For 12 ... 24 V DC and 0 ... 230 V AC	74
[12]	Inscription label IBS-6x10	–	74

Peripherals

Manifold assembly with modular manifold blocks

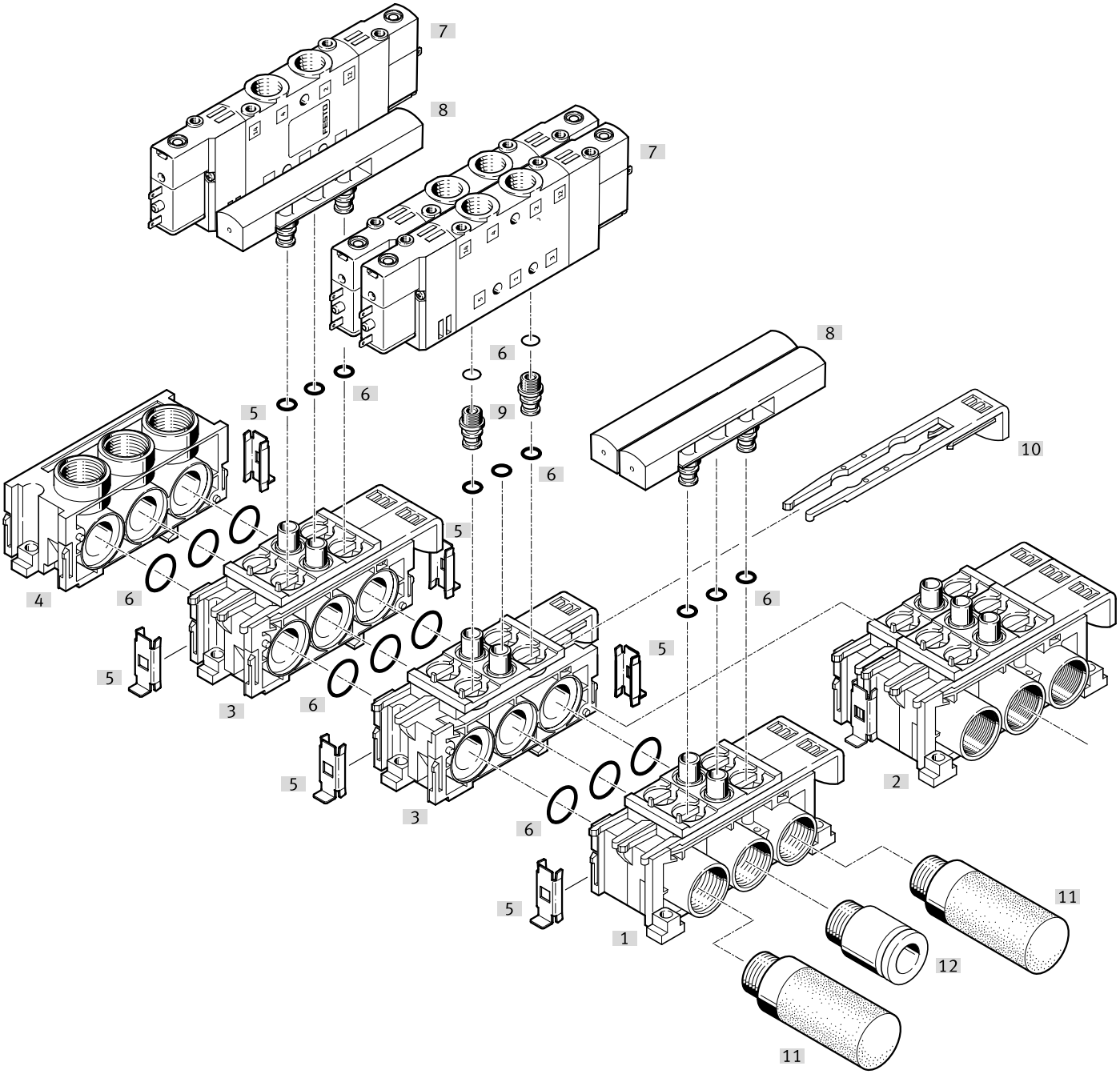

Accessories			→ Link
	Type/order code	Description	
[1]	Manifold block CPE...-PRSG-2	For 2 valves	cpe
[2]	Manifold block CPE...-PRSG-3	For 3 valves	cpe
[3]	Expansion block CPE...-PRSE-2	For 2 valves	cpe
[4]	End plate CPE...-PRS-EP	–	cpe
[5]	Connecting component	To connect the blocks	–
[6]	Seal	Included in the scope of delivery	–
[7]	Solenoid valve CPE...	–	cpe
[8]	Cover plate CPE...-RP	To seal vacant positions	–
[9]	Fitting	Included in the scope of delivery	–
[10]	Gate valve	For mounting the valve	–
[11]	Silencers UC	–	74
[12]	Push-in fitting QS	For barbed tubing connectors	qs

Accessories

CPE10, manifold block for 5/2- and 5/3-way valves, cover plate for vacant position

	Material cover plate	Part no.	Type
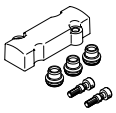	PA	**544479**	**CPE10-RP**

CPE10, manifold block for 5/2- and 5/3-way valves, retainer set

	Material retaining bracket	Material screws	Material seals	Part no.	Type
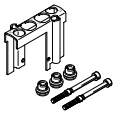	High-alloy stainless steel	Steel, Galvanised	NBR	**544394**	**CPE10-H5-SET**

CPE10, manifold block for 5/2- and 5/3-way valves, retaining bracket

	Material retaining bracket	Part no.	Type
	High-alloy stainless steel	**547045**	**CPE10-H5-50**

CPE10, manifold block for 5/2- and 5/3-way valves, screws

	Material screws	Part no.	Type
	Steel, Galvanised	**547048**	**M3X40-8.8-VS-100**

CPE10, manifold block for 5/2- and 5/3-way valves, seals

	Material seals	Part no.	Type
	NBR	**547051**	**CPV10-VI-P.M7-150**

CPE10, manifold block for 3/2-way valves, cover plate for vacant position

	Material cover plate	Part no.	Type
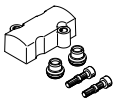	PA	**550580**	**CPE10-RP3**

CPE10, manifold block for 3/2-way valves, retainer set

	Material retaining bracket	Material screws	Material seals	Part no.	Type
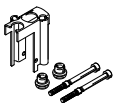	High-alloy stainless steel	Steel, Galvanised	NBR	**550577**	**CPE10-H3-SET**

Accessories

CPE10, manifold block for 3/2-way valves, retaining bracket

	Material retaining bracket	Part no.	Type
	High-alloy stainless steel	**551490**	**CPE10-H3-50**

CPE10, manifold block for 3/2-way valves, screws

	Material screws	Part no.	Type
	Steel, Galvanised	**547048**	**M3X40-8.8-VS-100**

CPE10, manifold block for 3/2-way valves, seals

	Material seals	Part no.	Type
	NBR	**547051**	**CPV10-VI-P.M7-150**

CPE14, manifold block for 5/2- and 5/3-way valves, cover plate for vacant position

	Material cover plate	Part no.	Type
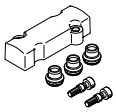	PA	**544480**	**CPE14-RP**

CPE14, manifold block for 5/2- and 5/3-way valves, retainer set

	Material retaining bracket	Material screws	Material seals	Part no.	Type
	High-alloy stainless steel	Steel, Galvanised	NBR	**544395**	**CPE14-H5-SET**

CPE14, manifold block for 5/2- and 5/3-way valves, retaining bracket

	Material retaining bracket	Part no.	Type
	High-alloy stainless steel	**547046**	**CPE14-H5-50**

CPE14, manifold block for 5/2- and 5/3-way valves, screws

	Material screws	Part no.	Type
	Steel, Galvanised	**547049**	**M3X45-8.8-VS-100**

CPE14, manifold block for 5/2- and 5/3-way valves, seals

	Material seals	Part no.	Type
	NBR	**547052**	**CPV14-VI-P.1/8-150**

Accessories

CPE14, manifold block for 3/2-way valves, cover plate for vacant position

	Material cover plate	Part no.	Type
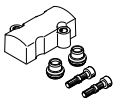	PA	550582	CPE18-RP3
		550581	CPE14-RP3

CPE14, manifold block for 3/2-way valves, retainer set

	Material retaining bracket	Material screws	Material seals	Part no.	Type
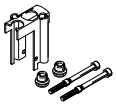	High-alloy stainless steel	Steel, Galvanised	NBR	550579	CPE18-H3-SET
				550578	CPE14-H3-SET

CPE14, manifold block for 3/2-way valves, retaining bracket

	Material retaining bracket	Part no.	Type
	High-alloy stainless steel	551492	CPE18-H3-50
		551491	CPE14-H3-50

CPE14, manifold block for 3/2-way valves, screws

	Material screws	Part no.	Type
	Steel, Galvanised	547049	M3X45-8.8-VS-100
		547050	M4X65-8.8-VS-100

CPE14, manifold block for 3/2-way valves, seals

	Material seals	Part no.	Type
	NBR	547053	CPV18-VI-P.1/4-150
		547052	CPV14-VI-P.1/8-150

CPE10 and CPE14, connecting cable, socket plug pattern ZC, open cable end, 2-core

	Electrical connection 2, connector system	Electrical connection 2, number of connections/cores	Material cable sheath	Degree of protection	Additional functions	Signal status display	Cable length	Part no.	Type
			PVC	IP40			0.5 m	193690	KMYZ-4-24-0,5-B
							2.5 m	193691	KMYZ-4-24-2,5-B
	Open end	2	TPE-U(PUR)	IP65	Holding current reduction, Protective circuit	Yellow LED		8047679	NEBV-Z4WA2L-R-E-2.5-N-LE2-S1
							5 m	8047680	NEBV-Z4WA2L-R-E-5-N-LE2-S1
							10 m	8047678	NEBV-Z4WA2L-R-E-10-N-LE2-S1

Accessories

CPE10 and CPE14, connecting cable, socket plug pattern ZC, plug M8x1, 3-pin

	Electrical connection 2, connector system	Electrical connection 2, number of connections/cores	Material cable sheath	Degree of protection	Additional functions	Signal status display	Cable length	Part no.	Type
	M8x1, A-coded to EN 61076-2-104	3	TPE-U(PUR)	IP65	Holding current reduction, Protective circuit	Yellow LED	0.5 m	**8047683**	**NEBV-Z4WA2L-R-E-0.5-N-M8G3-S1**
							2.5 m	**8047684**	**NEBV-Z4WA2L-R-E-2.5-N-M8G3-S1**

CPE10 and CPE14, distributor 2 to 1

	Electrical connection 2, connection type	Electrical connection 2, connector system	Additional functions	Signal status display	Electrical connection 1, connection type	Electrical connection 1, cable outlet	Electrical connection 1, connector system	Cable length 1	Part no.	Type
	2x socket	Plug pattern ZC, metric screw	Holding current reduction	Yellow LED	Plugs			2.5 m	**8035787**	**NEDY-L2R1-V1-Z4W2Z-U-0.3L-M12G4-2.5R**

CPE10 and CPE14, modular system for any distributor 2 to 1

Link nedy

	Cable length 1	Part no.	Type
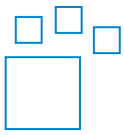	0.3 ... 30 m	**8032867**	**NEDY-**

CPE10 and CPE14, adapter

	Electrical connection	Signal status display	Part no.	Type
	3-pin/2-pin, M8/-, Plug connector/socket	LED	**571686**	**VAVE-C8-1R8**
	4-pin/2-pin, M8/-, Plug connector/socket		**573194**	**VAVE-C8-1R1**

CPE10 and CPE14, connecting cable, socket M8x1

	Electrical connection 2, number of connections/cores	Electrical connection 1, cable outlet	Electrical connection 1, number of connections/cores	Cable length	Part no.	Type
	3	Straight	3	2.5 m	**8078223**	**NEBA-M8G3-U-2.5-N-LE3**
					8078286	**NEBA-M8G3-U-2.5-N-M8G3**
				5 m	**8078287**	**NEBA-M8G3-U-5-N-M8G3**
					8078224	**NEBA-M8G3-U-5-N-LE3**
				10 m	**8078288**	**NEBA-M8G3-U-10-N-M8G3**
		Angled		2.5 m	**8078230**	**NEBA-M8W3-U-2.5-N-LE3**
				5 m	**8078231**	**NEBA-M8W3-U-5-N-LE3**
	4	Straight	4	2.5 m	**8078227**	**NEBA-M8G4-U-2.5-N-LE4**
				5 m	**8078228**	**NEBA-M8G4-U-5-N-LE4**

Accessories

CPE10 and CPE14, connecting cable, socket M8x1

	Electrical connection 2, number of connections/ cores	Electrical connection 1, cable outlet	Electrical connection 1, number of connections/ cores	Cable length	Part no.	Type
	4	Angled	4	2.5 m	**8078233**	**NEBA-M8W4-U-2.5-N-LE4**
				5 m	**8078234**	**NEBA-M8W4-U-5-N-LE4**

CPE18, manifold block for 5/2- and 5/3-way valves, cover plate for vacant position

	Material cover plate	Part no.	Type
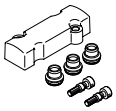	PA	**544481**	**CPE18-RP**

CPE18, manifold block for 5/2- and 5/3-way valves, retainer set

	Material retaining bracket	Material screws	Material seals	Part no.	Type
	High-alloy stainless steel	Steel, Galvanised	NBR	**544396**	**CPE18-H5-SET**

CPE18, manifold block for 5/2- and 5/3-way valves, retaining bracket

	Material retaining bracket	Part no.	Type
	High-alloy stainless steel	**547047**	**CPE18-H5-50**

CPE18, manifold block for 5/2- and 5/3-way valves, screws

	Material screws	Part no.	Type
	Steel, Galvanised	**547050**	**M4X65-8.8-VS-100**

CPE18, manifold block for 5/2- and 5/3-way valves, seals

	Material seals	Part no.	Type
	NBR	**547053**	**CPV18-VI-P.1/4-150**

CPE18, manifold block for 3/2-way valves, cover plate for vacant position

	Material cover plate	Part no.	Type
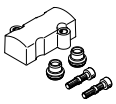	PA	**550582**	**CPE18-RP3**

Accessories

CPE18, manifold block for 3/2-way valves, retainer set

	Material retaining bracket	Material screws	Material seals	Part no.	Type
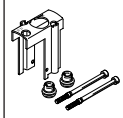	High-alloy stainless steel	Steel, Galvanised	NBR	**550579**	**CPE18-H3-SET**

CPE18, manifold block for 3/2-way valves, retaining bracket

	Material retaining bracket	Part no.	Type
	High-alloy stainless steel	**551492**	**CPE18-H3-50**

CPE18, manifold block for 3/2-way valves, screws

	Material screws	Part no.	Type
	Steel, Galvanised	**547050**	**M4X65-8.8-VS-100**

CPE18, manifold block for 3/2-way valves, seals

	Material seals	Part no.	Type
	NBR	**547053**	**CPV18-VI-P.1/4-150**

CPE18 and CPE24, plug socket with cable, socket type C according to EN 175301-803, cable sheath PVC

	Material cable sheath	Signal status display	Nominal operating voltage DC	Cable length	Part no.	Type
	PVC			2.5 m	**151690**	**KMEB-1-230AC-2.5**
				5 m	**151691**	**KMEB-1-230AC-5**
		Yellow LED	24 V	2.5 m	**151688**	**KMEB-1-24-2.5-LED**
				5 m	**151689**	**KMEB-1-24-5-LED**
				10 m	**193457**	**KMEB-1-24-10-LED**

CPE18 and CPE24, plug socket with cable, socket type C, according to EN 175301-803, cable sheath PUR

	Material cable sheath	Signal status display	Nominal operating voltage DC	Cable length	Part no.	Type
	TPE-U(PUR)			2.5 m	**174846**	**KMEB-2-230-2,5**
				5 m	**174847**	**KMEB-2-230-5**
			24 V	2.5 m	**174844**	**KMEB-2-24-2,5-LED**
				5 m	**174845**	**KMEB-2-24-5-LED**

CPE18 and CPE24, plug socket

	Electrical connection	Electrical connection 2	Operational voltage range DC	Part no.	Type
			0 ... 300 V	**539712**	**MSSD-EB-M12**
	3-pin, Socket, Angled socket, Type C, To DIN EN 175301-803, To DIN EN 61984, Square design MSEB, Square design MSN2	Screw terminal		**151687**	**MSSD-EB**

Accessories

CPE18 and CPE24, illuminating seal

	Electrical connection	Operational voltage range DC	Part no.	Type
	Type C, To DIN EN 175301-803, Square design MSEB		**151718**	**MEB-LD-230AC**
		12 ... 24 V	**151717**	**MEB-LD-12-24DC**

General accessories, blanking plug, for manifold block CPE10

	Pneumatic connection, port 1	Size of pack	Part no.	Type
	Male thread G1/4	10	**3569**	**B-1/4**
	Male thread G3/8		**3570**	**B-3/8**

General accessories, blanking plug, for manifold block CPE14, CPE18

	Pneumatic connection, port 1	Size of pack	Part no.	Type
	Male thread G3/8	10	**3570**	**B-3/8**

General accessories, separator for pressure zones, for manifold block CPE14, CPE18

	LABS (PWIS) conformity	Part no.	Type
	VDMA24364-B1/B2-L	**160997**	**PRSV-1/8**

General accessories, silencers

	Pneumatic connection	Size of pack	Part no.	Type
	M3	20	**1231120**	**AMTE-M-LH-M3**
	M5	1	**165003**	**UC-M5**
	M7		**161418**	**UC-M7**
	G1/8		**161419**	**UC-1/8**
	G1/4		**165004**	**UC-1/4**

General accessories, manual override, for CPE 10 and CPE14 with plug pattern ZC

	Type of mounting	Part no.	Type
	Snapping in	**157600**	**AHB-MZB**

General accessories, manual override, for CPE 18 and CPE24 with plug type C

	Type of mounting	Part no.	Type
	Snapping in	**157601**	**AHB-MEB**

General accessories, inscription labels

	Size	Labelling	Part no.	Type
	10x6 mm	64	**18576**	**IBS-6X10**

Accessories

General accessories, mounting kit with bracket for lateral valve mounting, for standards-based cylinder DSBC-32...40, for CPE14			
	Product weight	Part no.	Type
	76 g	**2568514**	**DAVM-MW-V1-32-V**

General accessories, mounting kit with bracket for mounting the valve on the side, for standards-based cylinder DSBC-50...125, for CPE18 and CPE24			
	Product weight	Part no.	Type
	160 g	**2612128**	**DAVM-MW-V1-50-V**