

# Extension modules CPX-AB, for electrical terminals

Technical data

**Connection block CPX-AB-2-M12**

- Adapter for Sub-D plug and socket
- 9-pin plug/socket to 5-pin 2xM12 connection
- B-coded (ReverseKey)

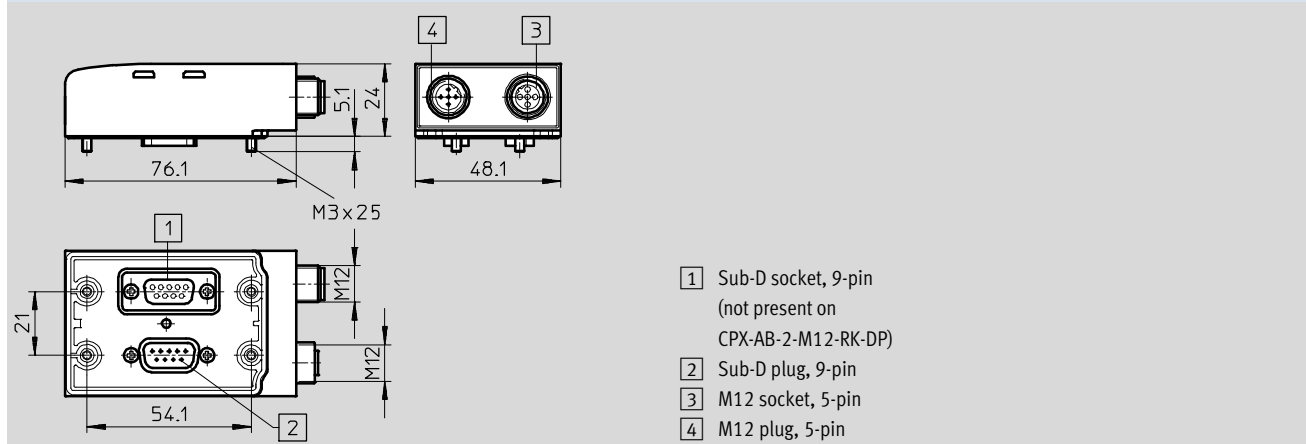


General technical data		
Type	CPX-AB-2-M12-RK-IB	CPX-AB-2-M12-RK-DP
Type of mounting	4x M3x25 screws	4x M3x25 screws
Fieldbus interface	2xM12x1, B-coded	M12x1, 5-pin, B-coded
Protocol	INTERBUS	PROFIBUS
Mounting position	Any	Any
Operating voltage range [V]	24 DC	-
Protection against direct and indirect contact	PELV (Protective Extra-Low Voltage)	-
Protection class	IP65/IP67	IP65/IP67

Materials	
Housing	Reinforced PA
Contacts	Gold-plated bronze

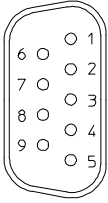
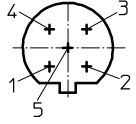
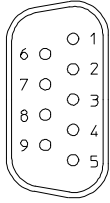
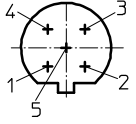
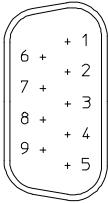
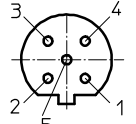

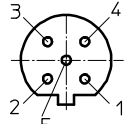
Operating and environmental conditions		
Ambient temperature [°C]		-5 ... +50
Storage temperature [°C]		-20 ... +70
Relative air humidity [%]		95, non-condensing

**Dimensions** Download CAD data → [www.festo.com](http://www.festo.com)

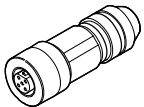
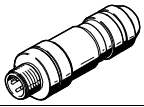
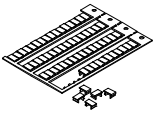


# Extension modules CPX-AB, for electrical terminals

Technical data

Pin allocation – Sub-D/M12				CPX-AB-2-M12-RK-IB				CPX-AB-2-M12-RK-DP			
Sub-D connection	Pin	Pin	M12 connection	Sub-D connection	Pin	Pin	M12 connections	Sub-D connection	Pin	Pin	M12 connections
Sub-D socket	Sub-D	M12	M12 plug	Sub-D socket	Sub-D	M12	M12 plug	Sub-D socket	Sub-D	M12	M12 plug
	1	1			1	-		Sub-D socket	1	-	M12 socket
	2	3			2	-		Sub-D plug	2	-	M12 socket
	3	5			3	4			3	4	
	4	-			4	-			4	-	
	5	-			5	-			5	3	
	6	2			6	-			6	1	
	7	4			7	-			7	-	
	8	-			8	2			8	2	
	9	-			9	-			9	-	
	Housing	Housing			Housing	Housing			Housing	Housing	
Sub-D plug	Sub-D	M12	M12 socket	Sub-D socket	Sub-D	M12	M12 socket	Sub-D plug	Sub-D	M12	M12 socket
	1	1			1	-		Sub-D plug	1	-	M12 socket
	2	3			2	-			2	-	
	3	5			3	4			3	4	
	4	-			4	-			4	-	
	5	-			5	3			5	3	
	6	2			6	1			6	1	
	7	4			7	-			7	-	
	8	-			8	2			8	2	
	9	-			9	-			9	-	
	Housing	Housing			Housing	Housing			Housing	Housing	

Ordering data				
Electrical connection	Protocol	Weight [g]	Part No.	Type
Sub-D straight plug/socket, 9-pin; M12 plug/socket, 5-pin	INTERBUS	140	534505	CPX-AB-2-M12-RK-IB
Sub-D straight socket, 9-pin; M12 plug/socket, 5-pin	PROFIBUS	85	541519	CPX-AB-2-M12-RK-DP

Ordering data – Accessories			
	Description	Part No.	Type
	Socket M12x1, 5-pin, straight, for self-assembly of a connecting cable	1067905	NECU-M-B12G5-C2-PB
	Plug M12x1, 5-pin, straight, for self-assembly of a connecting cable	1066354	NECU-M-S-B12G5-C2-PB
	Inscription labels 6x10 mm, 64 pieces, in frames	18576	IBS-6x10

# Festo - Your Partner in Automation



**1 Festo Inc.**  
5300 Explorer Drive  
Mississauga, ON L4W 5G4  
Canada

**Festo Customer Interaction Center**  
Tel: 1 877 463 3786  
Fax: 1 877 393 3786  
Email: customer.service.ca@festo.com



**2 Festo Pneumatic**  
Av. Ceylán 3,  
Col. Tequesquináhuac  
54020 Tlalnepantla,  
Estado de México

**Multinational Contact Center**  
01 800 337 8669  
ventas.mexico@festo.com



**3 Festo Corporation**  
1377 Motor Parkway  
Suite 310  
Islandia, NY 11749

**Festo Customer Interaction Center**  
1 800 993 3786  
1 800 963 3786  
customer.service.us@festo.com



**4 Regional Service Center**  
7777 Columbia Road  
Mason, OH 45040

Connect with us



[www.festo.com/socialmedia](http://www.festo.com/socialmedia)



[www.festo.com](http://www.festo.com)

Subject to change