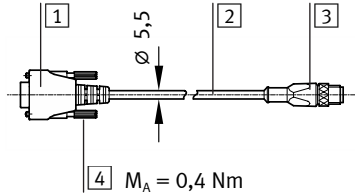
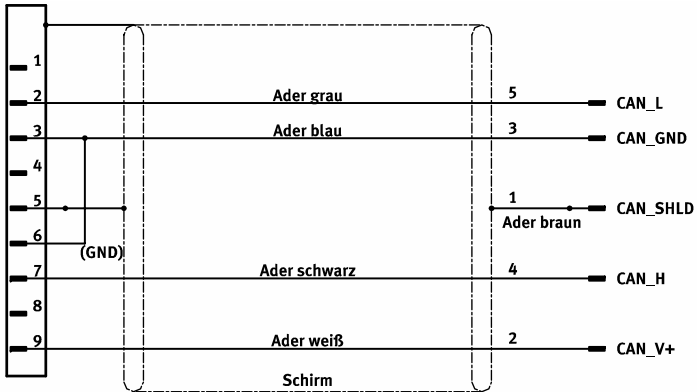
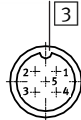
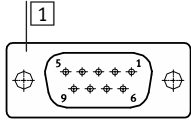


## 1. Teileliste



- 1 Buchse 9-polig
- 2 Leitung 4x 0,34 mm<sup>2</sup>
- 3 Stecker 5-polig
- 4 Befestigungsschrauben

## 2. Kontaktbelegung



Montageanleitung (de)  
712 047 / 2006-12NH

# FESTO

Festo AG & Co. KG

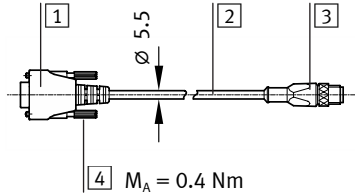
Postfach  
73726 Esslingen  
++49/(0)711/347-0  
[www.festo.com](http://www.festo.com)

## Feldbusadapter FBA-CO-SUB-9-M12

## 3. Montagehinweise

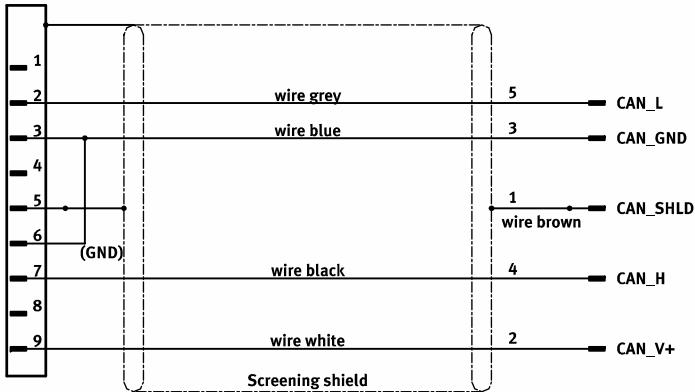
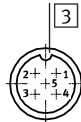
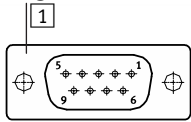
- Beachten Sie das Anziehdrehmoment  $M_A$  der Schrauben 4.

## 1. Parts list



- 1 9-pin socket
- 2 Cable 4x 0.34 mm<sup>2</sup>
- 3 5-pin plug
- 4 Retaining screws

## 2. Pin assignment



Assembly instructions (en)  
712 047 / 2006-12NH

# FESTO

Festo AG & Co. KG

Postfach  
73726 Esslingen  
++49/(0)711/347-0  
www.festo.com

## 3. Assembly notes

- Note the tightening torque  $M_A$  of screws 4.