

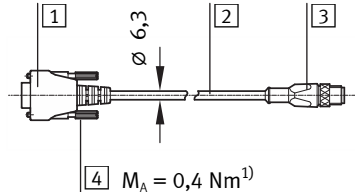
Feldbusadapter FBA-CO-SUB-9-M12

FESTO

Festo AG & Co. KG

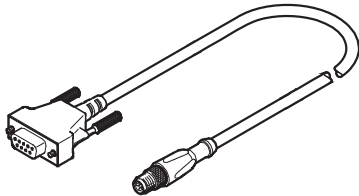
Postfach
D-73726 Esslingen
++49/(0)711/347-0
www.festo.com

1. Teileliste

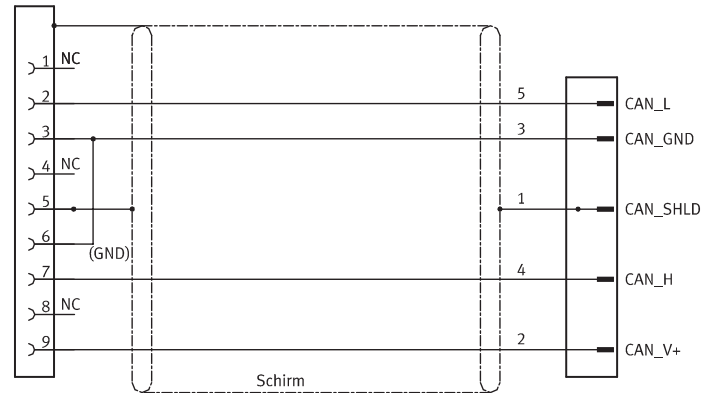
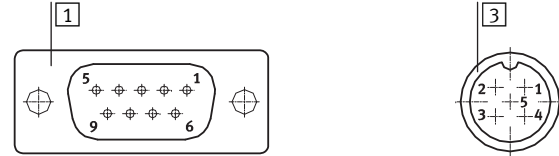


- 1 Buchse
9-polig
- 2 Leitung
4x 0,34 mm²
- 3 Stecker
5-polig
- 4 Befestigungsschraube

Bestimmungsgemäß dient der Feldbusadapter zum Anschluss von CANopen oder DeviceNet an den Motor MTR-DCI.



2. Kontaktbelegung



3. Montagehinweise

- Halten Sie das zulässige Anziehdrehmoment M_A ein.

¹⁾ Toleranzen für nicht tolerierte Anziehdrehmomente M_A
 $M_A > 0,35 \dots 0,6 \text{ Nm: } \pm 55\%$

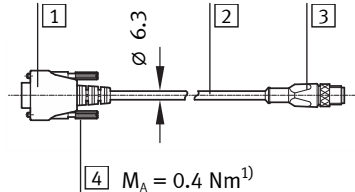
Fieldbus adapter FBA-CO-SUB-9-M12

FESTO

Festo AG & Co. KG

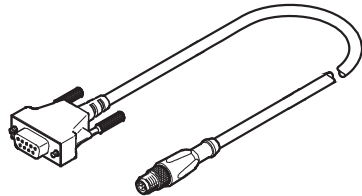
Postfach
D-73726 Esslingen
++49/(0)711/347-0
www.festo.com

1. Parts list

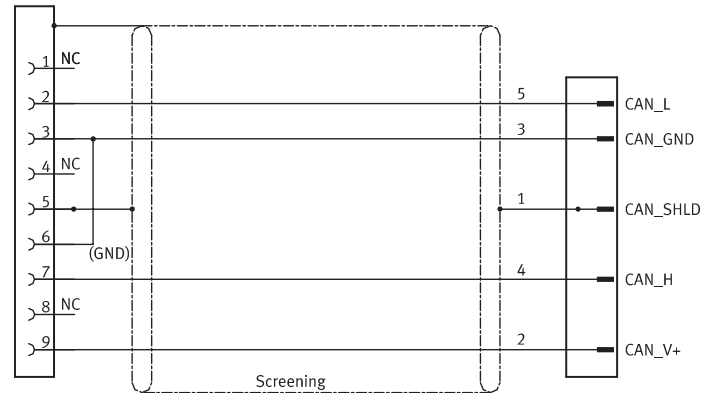
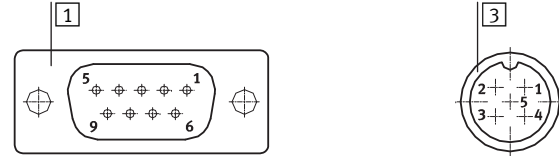


- 1 Socket
9-pin
- 2 Cable
4x 0.34 mm²
- 3 Plug
5-pin
- 4 Mounting screw

The fieldbus adapter is intended for connecting CANopen or DeviceNet to the motor MTR-DCI.



2. Pin allocation



3. Assembly notes

- Observe the permitted tightening torque M_A .

¹⁾ Tolerance for non-toleranced tightening torques M_A
 $M_A > 0.35 \dots 0.6 \text{ Nm}$: $\pm 55\%$