

Guided drive DFM

FESTO



Sturdy and reliable!

Highlights

- Resilient: 100% increase in payload
- Precision guidance
- Optimum price/performance ratio
- Flexible thanks to variants

Reliability is the name of the game with the DFM. This impressive guided drive has the best price/performance ratio in the market and offers optimum guide characteristics, sturdiness and flexibility. It is reliable, adaptable and resilient – even with high torques.

100% increase in guide capacity

With its two different guide variants, the DFM can move in average over 100% higher loads than its competitors

Flexible

It adapts flexibly to every application thanks to a choice of assembly and air port options.

Compact design

The combination of linear drive and powerful guide unit means that the DFM can reliably move high loads, even in tight spaces.

Always available

The DFM is part of our core product range★ and therefore ready for dispatch worldwide within 24 hours.

Reliably sturdy

Thanks to its superior guide characteristics, the DFM is much more resilient and durable than competitor products.

★ The Festo core product range

Covers 80% of your automation applications.

- **Worldwide:** always in stock
- **Superb:** Festo quality at an attractive price
- **Easy:** simplified procurement and warehousing

Guided drive DFM

Overview of sizes and strokes (plain-bearing guide and ball bearing guide)

Strokes	10	20	25	30	40	50	80	100	125	160	200
DFM-12											
DFM-16											
DFM-20											
DFM-25											
DFM-32											
DFM-40											
DFM-50											
DFM-63											
DFM-80											
DFM-100											

Technical data	Piston Ø [mm]										
	12	16	20	25	32	40	50	63	80	100	
Medium	Compressed air, filtered, lubricated or unlubricated										
Max. permissible operating pressure [bar]	10										
Temperature range [°C]	-20 ... +80 (plain-bearing guide)										
	-5 ... +60 (ball bearing guide)										
F* [N]	19 ... 31	24 ... 73	35 ... 110	84 ... 123	116 ... 188	109 ... 180	168 ... 257	168 ... 257	220 ... 352	332 ... 568	
M* [Nm]	0.38 ... 0.65	0.55 ... 1.68	1.01 ... 3.00	2.85 ... 4.2	4.25 ... 7.3	4.8 ... 7.9	9.3 ... 14.15	10.5 ... 15.9	17.1 ... 27.2	25.7 ... 53.4	


* Maximum permissible load for guide depending on stroke length

Application examples




Clamping

The DFM is perfectly suited to clamping components for reliable further processing.



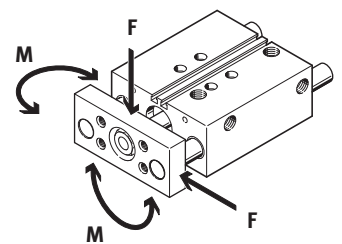
Lifting

The DFM transports and lifts loads, even of over 200 kg, powerfully and dynamically.



Stopping

Loads of up to 150 kg are stopped reliably and safely, making the DFM a resilient and sturdy stopper cylinder.



More functions? Guided drive module DFM-...-B

If you need wear-free pneumatic cushioning (PPV), shock absorber variants, precision adjustment of the end positions, ATEX or other functions that the DFM does not offer, it is worth having a look at the guided drive module DFM-...-B – either on the Internet or in the virtual catalogue on CD-ROM.