

Montageanleitung (Original: de)

8046206

1505c

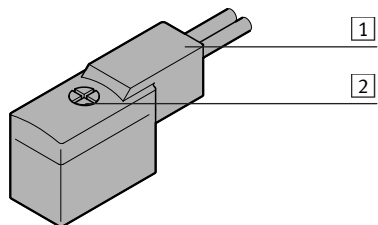
Steckdosenkabel/Steckdose KMYZ-4-.../MSSD-ZBZC

FESTO

Festo SE & Co. KG

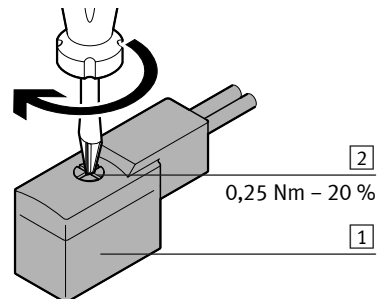
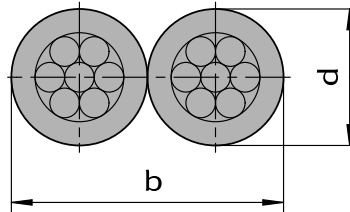
Postfach
73726 Esslingen
Deutschland
+49 711 347-0
www.festo.com

1. Teileliste



- 1** Steckdose (1x)
oder
Steckdosenkabel
2 Schraube (1x)

2. Montagehinweise



- Kabelaufbau beachten (→ Abschnitt 3).
- Schraube **2** mit einem Kreuzschlitzschraubendreher (Z0) festdrehen. Anziehdrehmoment einhalten.

3. Technische Daten

		KMYZ-4	MSSD-ZBZC
Kabelaufbau	[mm ²]	2x0,35	-
Aufbau je Ader	[mm]	7x Ø0,25	-
PVC-Isolierung		d = Ø 1,6 ± 0,2 b = 3,2	-
Max. Kabellänge	[m]	30	-
Max. Leitungswiderstand	[mΩ/m]	56	-
Schneidklemmkontakt		-	ähnlich EN 60352-4:2001-09
Schutzart		IP50 in montiertem Zustand	

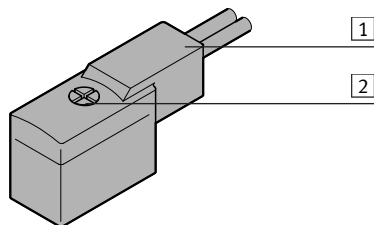
FESTO

Festo SE & Co. KG

Postfach
73726 Esslingen
Germany
+49 711 347-0
www.festo.com

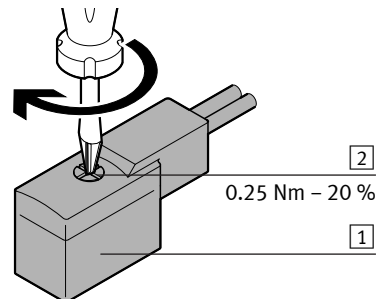
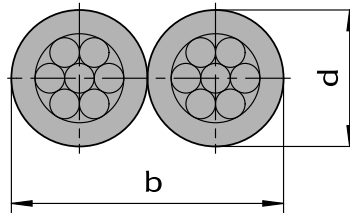
Plug socket with cable/plug socket KMYZ-4-.../MSSD-ZBZC

1. Parts list



- 1 1 Plug socket or plug socket with cable (1x)
- 2 2 Screw (1x)

2. Mounting instructions



- Observe cable composition (→ section 3).

- Tighten screw 2 with a Phillips screwdriver (Z0). Observe the tightening torque.

3. Technical data

		KMYZ-4	MSSD-ZBZC
Cable composition	[mm ²]	2x0.35	–
Composition of each wire	[mm]	7x Ø0.25	–
PVC insulation		d = Ø 1.6 ± 0.2 b = 3.2	–
Max. cable length	[m]	30	–
Max. line resistance	[mΩ/m]	56	–
Insulation piercing contact		–	similar to EN 60352-4:2001-09
Degree of protection		IP50 in mounted status	