

Spare parts finder for configured products like valve terminals and service units

How does the service work?

1a) Manually enter the 11 digits of the → **Product key** in the → **Festo Support Portal**.

Support Portal

Please select a category on the left or use the search.

Search

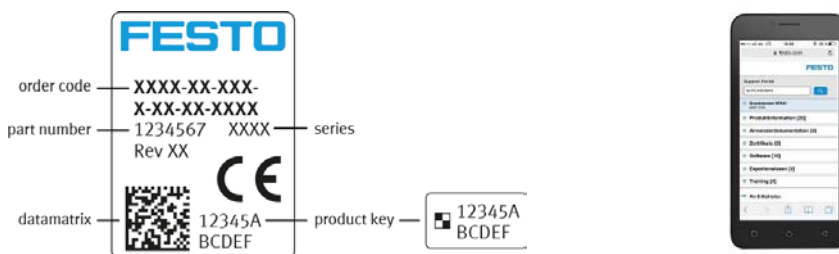
3S7PLGFGQNC

[Find](#) [Help](#)



- Contact
- Product conformity
- Terms and conditions of use for electronic documentation

1b) Or scan the 2D data matrix code on your product with a mobile phone/tablet. Use an app like “i-nigma” to do this.



2. Next click on the “→ Spare parts catalogue” link.


Search

3S7PLGFGQNC

[Find](#) [Help](#)



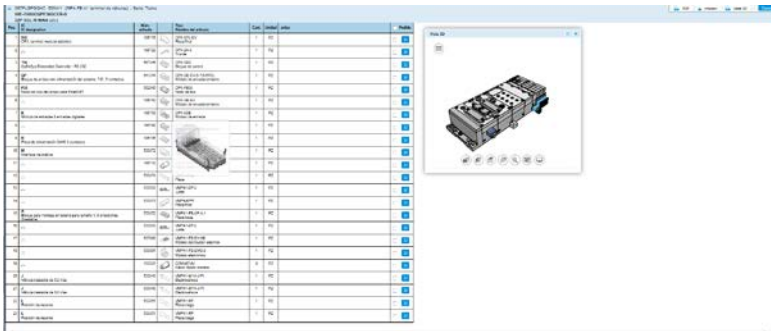
- Contact
- Product conformity
- Terms and conditions of use for electronic documentation

	Valve terminal MPA-FB-VI 530411	→ Display in the catalogue
Product Key	3S7PLGFGQNC	→ CAD / EPLAN
Type description	MPA-FB-VI	→ Spare parts catalogue
OrderCode1	50E-T06GCQPF38GCER-D	→ Technical data
OrderCode2	32P-SGL-R-MAH-JJLL	→ Create download package
Sales Order	2016091887	

3. Click on the “→ Show spare parts” link to access your spare parts list.

Spare part catalogue

The parts list structure for a valve terminal corresponds to the 3D view from left to right. The 3D view can be opened using the button in the top right-hand corner.



4. Place the required spare part in your basket or let your purchaser know the part number and quantity.

5. Please refer to the documentation for information on disassembly and assembly. This can be accessed by clicking on “Display in the catalogue” and then on “Documentation” in the menu on the right.

Mobile version

Website Laptop