

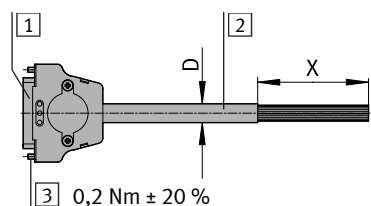
# FESTO

Festo AG & Co. KG

Postfach  
73726 Esslingen  
Deutschland  
+49 711 347-0  
www.festo.com

## Verbindungsleitung NEBV-S1G...-K...-N-LE...-S6

### 1. Teileliste



- 1 D-SUB Buchse (1x)  
25-/44-polig
- 2 Kabel (1x)
- 3 Schraube (2x)

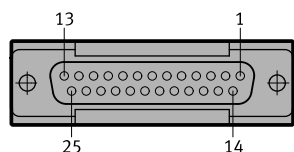
### ⚠ Warnung

Elektrische Spannung.  
Verletzung durch Stromschlag.

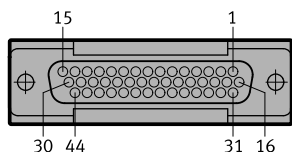
- Stromversorgung vor Montagearbeiten abschalten.

### 2. Kontaktbelegung

Buchse 1 (25-polig)



Buchse 1 (44-polig)



### 3. Kontaktbelegung NEBV-S1G...-K...-N-LE...-S6

Aderfarbe	Farbcode <sup>1)</sup>	D-SUB (25-polig)	D-SUB (44-polig)
Weiß	WH	1	1
Braun	BN	2	2
Grün	GN	3	3
Gelb	YE	4	4
Grau	GY	5	5
Rosa	PK	6	6
Blau	BU	7	7
Rot	RD	8	8
Schwarz	BK	9	9
Violett	VT	10	10
Grau-Rosa	GYPK	11	11
Rot-Blau	RDBU	12	12
Grün-Weiß	GNWH	13	13
Braun-Grün	BNGN	14	14
Gelb-Weiß	YEWB	15	15
Braun-Gelb	BNYE	16	16
Grau-Weiß	GYWB	17	17
Braun-Grau	BNGY	18	18
Weiß-Rosa	WHPK	19	19
Braun-Rosa	BNPK	20	20
Blau-Weiß	BUWB	21	21
Braun-Blau	BNBU	22	22
Rot-Weiß	RDWB	23	23
Braun-Rot	BNRD	24	24
Schwarz-Weiß	BKWB	25	25
Schwarz-Braun	BKBN		26
Grün-Grau	GNGY		27
Gelb-Grau	YEGY		28
Grün-Rosa	GNPK		29
Gelb-Rosa	YEPK		30
Grün-Blau	GNBU		31
Gelb-Blau	YEBU		32
Rot-Grün	RDGN		33
Rot-Gelb	RDYE		34
Schwarz-Grün	BKGN		35
Schwarz-Gelb	BKYE		36
Blau-Grau	BUGY		37
Blau-Rosa	BUPK		38
Rot-Grau	RDGY		39
Rot-Rosa	RDPK		40
Schwarz-Grau	BKGY		41
Schwarz-Rosa	BKPK		42
Schwarz-Blau	BKBU		43
Schwarz-Rot	BKRD		44

### 4. Technische Daten

NEBV-S1G...-K...-N-LE...-S6		S1G25	S1G44
		D-SUB (25-polig)	D-SUB (44-polig)
Kabelaufbau	[mm <sup>2</sup> ]	25x0,34	44x0,14
Kabeldurchmesser	D [mm]	10,2 ± 0,3	
Min. Kabel-Biegeradius	R [mm]	122	
Freie Kabelenden	X [mm]	60	
Schutzart		IP40	
Umgebungstemperatur	[°C]	-5 ... +80	
Werkstoff-Hinweis		RoHS konform	
Werkstoffinformation			
Kabelmantel		PVC	

<sup>1)</sup> Farbcode nach IEC 60757

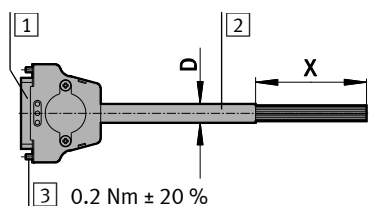
# FESTO

Festo AG & Co. KG

Postfach  
73726 Esslingen  
Germany  
+49 711 347-0  
www.festo.com

## Connecting cable NEBV-S1G...-K...-N-LE...-S6

### 1. Parts list



- |   |              |      |
|---|--------------|------|
| 1 | SUB-D socket | (1x) |
|   | 25/44-pin    |      |
| 2 | Cable        | (1x) |
| 3 | Screw        | (2x) |

### Warning

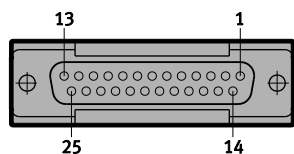
Electric voltage.

Injury due to electric shock.

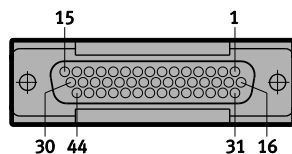
- Switch off power supply before assembly work.

### 2. Pin allocation

Socket 1 (25-pin)



Socket 1 (44-pin)



### 3. Pin allocation NEBV-S1G...-K...-N-LE...-S6

Wire colour	Colour code <sup>1)</sup>	SUB-D (25-pin)	SUB-D (44-pin)
White	WH	1	1
Brown	BN	2	2
Green	GN	3	3
Yellow	YE	4	4
Grey	GY	5	5
Pink	PK	6	6
Blue	BU	7	7
Red	RD	8	8
Black	BK	9	9
Violet	VT	10	10
Grey-pink	GYPK	11	11
Red-blue	RDBU	12	12
Green-white	GNWH	13	13
Brown-green	BNGN	14	14
Yellow-white	YEWL	15	15
Brown-yellow	BNYE	16	16
Grey-white	GYWH	17	17
Brown-grey	BNGY	18	18
White-pink	WHPK	19	19
Brown-pink	BNPK	20	20
Blue-white	BUWH	21	21
Brown-blue	BNBU	22	22
Red-white	RDWH	23	23
Brown-red	BNRD	24	24
Black-white	BKWH	25	25
Black-brown	BKBN		26
Green-grey	GNGY		27
Yellow-grey	YEGY		28
Green-pink	GNPK		29
Yellow-pink	YEPK		30
Green-blue	GNBU		31
Yellow-blue	YEBU		32
Red-green	RDGN		33
Red-yellow	RDYE		34
Black-green	BKGN		35
Black-yellow	BKYE		36
Blue-grey	BUGY		37
Blue-pink	BUPK		38
Red-grey	RDGY		39
Red-pink	RDPK		40
Black-grey	BKGY		41
Black-pink	BKPK		42
Black-blue	BKBU		43
Black-red	BKRD		44

### 4. Technical data

NEBV-S1G...-K...-N-LE...-S6		S1G25	S1G44
		SUB-D (25-pin)	SUB-D (44-pin)
Cable composition	[mm <sup>2</sup> ]	25x0.34	44x0.14
Cable diameter	D [mm]	10.2 ± 0.3	
Min. cable bending radius	R [mm]	122	
Free cable ends	X [mm]	60	
Protection class		IP40	
Ambient temperature	[°C]	-5 ... +80	
Note on materials		RoHS-compliant	
Information on materials			
Cable sheath		PVC	

<sup>1)</sup> Colour code in accordance with IEC 60757