

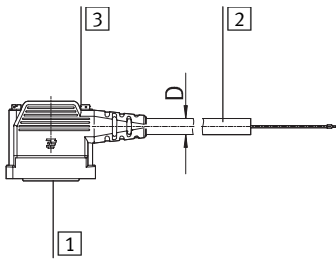
Anschlussleitung NEBV-S1W25-K-...-N-LE...

FESTO

Festo SE & Co. KG

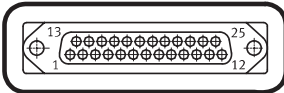
Postfach
D-73726 Esslingen
++49/(0)711/347-0
www.festo.com

1. Teileliste



- 1 Buchse
Sub-D (25-polig)
- 2 Leitung
NEBV-S1W25-K-...-N-LE...
- 3 Befestigungsschrauben
4-40UNC

Ansicht auf Buchse 1
(25-polig)



2. Daten

| Leitung | Aufbau | D | [mm] | M _A | [Nm] |
|----------|--------------------------|-----|-------|----------------|-------|
| ...-LE15 | 15 x 0,34mm ² | 8,9 | ± 0,5 | 0,5 | ± 0,1 |
| ...-LE25 | 25 x 0,25mm ² | 9,9 | ± 0,5 | 0,5 | ± 0,1 |

3. Kontaktbelegung

3a. NEBV-S1W25-K-...-N-LE15

| Aderfarbe | Farbcode ¹⁾ | SUB-D (25-polig) | Querschnitt |
|--------------|------------------------|------------------|----------------------|
| Weiß | WH | 1 | 0,34 mm ² |
| Braun | BN | 2 | |
| Grün | GN | 3 | |
| Gelb | YE | 4 | |
| Grau | GY | 5 | |
| Rosa | PK | 6 | |
| Blau | BU | 7 | |
| Rot | RD | 8 | |
| Schwarz | BK | 9 | |
| Violett | VT | 10 | |
| Grau-Rosa | GYPK | 11 | |
| Rot-Blau | RDBU | 12 | |
| Nicht belegt | — | 13 | |
| Nicht belegt | — | 14 | |
| Nicht belegt | — | 15 | |
| Nicht belegt | — | 16 | |
| Nicht belegt | — | 17 | |
| Nicht belegt | — | 18 | |
| Nicht belegt | — | 19 | |
| Nicht belegt | — | 20 | |
| Nicht belegt | — | 21 | |
| Nicht belegt | — | 22 | |
| Weiß-Grün | GNWH | 23 | |
| Braun-Grün | BNGN | 24 | |
| Weiß-Gelb | YEWB | 25 | |

3b. NEBV-S1W25-K-...-N-LE25

| Aderfarbe | Farbcode ¹⁾ | SUB-D (25-polig) | Querschnitt |
|--------------|------------------------|------------------|----------------------|
| Weiß | WH | 1 | 0,25 mm ² |
| Braun | BN | 2 | |
| Grün | GN | 3 | |
| Gelb | YE | 4 | |
| Grau | GY | 5 | |
| Rosa | PK | 6 | |
| Blau | BU | 7 | |
| Rot | RD | 8 | |
| Schwarz | BK | 9 | |
| Violett | VT | 10 | |
| Grau-Rosa | GYPK | 11 | |
| Rot-Blau | RDBU | 12 | |
| Weiß-Grün | GNWH | 13 | |
| Braun-Grün | BNGN | 14 | |
| Weiß-Gelb | YEWB | 15 | |
| Gelb-Braun | BNYE | 16 | |
| Weiß-Grau | GYWH | 17 | |
| Braun-Grau | BNGY | 18 | |
| Weiß-Rosa | WHPK | 19 | |
| Braun-Rosa | BNPK | 20 | |
| Weiß-Blau | BUWH | 21 | |
| Braun-Blau | BNBU | 22 | |
| Weiß-Rot | RDWH | 23 | |
| Braun-Rot | BNRD | 24 | |
| Weiß-Schwarz | BKWH | 25 | |

4. Allgemeine Montagehinweise

- Halten Sie das zulässige Anziehdrehmoment M_A der Schrauben 3 ein.

¹⁾ Nach DIN IEC 757, DIN IEC 60757

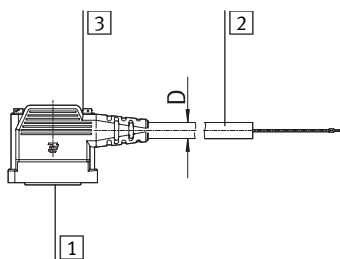
Connecting cable NEBV-S1W25-K-...-N-LE...

FESTO

Festo SE & Co. KG

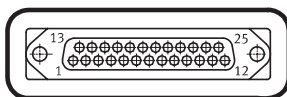
Postfach
D-73726 Esslingen
++49/(0)711/347-0
www.festo.com

1. Parts list



- 1 Socket
Sub-D (25-pin)
- 2 Cable
NEBV-S1W25-K-...-N-LE...
- 3 Retaining screws
4-40UNC

View of socket 1
(25-pin)



2. Specifications

| Cable | Design | D | [mm] | M _A | [Nm] |
|----------|--------------------------|-----|-------|----------------|-------|
| ...-LE15 | 15 x 0.34mm ² | 8.9 | ± 0.5 | 0.5 | ± 0.1 |
| ...-LE25 | 25 x 0.25mm ² | 9.9 | ± 0.5 | 0.5 | ± 0.1 |

3. Pin allocation

3a. NEBV-S1W25-K-...-N-LE15

| Core colour | Colour code ¹⁾ | SUB-D (25-pin) | Cross section |
|---------------|---------------------------|----------------|----------------------|
| White | WH | 1 | 0.34 mm ² |
| Brown | BN | 2 | |
| Green | GN | 3 | |
| Yellow | YE | 4 | |
| Grey | GY | 5 | |
| Pink | PK | 6 | |
| Blue | BU | 7 | |
| Red | RD | 8 | |
| Black | BK | 9 | |
| Violet | VT | 10 | |
| Grey-Pink | GYPK | 11 | |
| Red-Blue | RDBU | 12 | |
| Not allocated | — | 13 | |
| | — | 14 | |
| | — | 15 | |
| | — | 16 | |
| | — | 17 | |
| | — | 18 | |
| | — | 19 | |
| | — | 20 | |
| | — | 21 | |
| | — | 22 | |
| White-Green | GNWH | 23 | |
| Brown-Green | BNGN | 24 | |
| White-Yellow | YEWY | 25 | |

3b. NEBV-S1W25-K-...-N-LE25

| Core colour | Colour code ¹⁾ | SUB-D (25-pin) | Cross section |
|--------------|---------------------------|----------------|----------------------|
| White | WH | 1 | 0.25 mm ² |
| Brown | BN | 2 | |
| Green | GN | 3 | |
| Yellow | YE | 4 | |
| Grey | GY | 5 | |
| Pink | PK | 6 | |
| Blue | BU | 7 | |
| Red | RD | 8 | |
| Black | BK | 9 | |
| Violet | VT | 10 | |
| Grey-Pink | GYPK | 11 | |
| Red-Blue | RDBU | 12 | |
| White-Green | GNWH | 13 | |
| Brown-Green | BNGN | 14 | |
| White-Yellow | YEWY | 15 | |
| Yellow-Brown | BNEY | 16 | |
| White-Grey | GYWH | 17 | |
| Brown-Grey | BNGY | 18 | |
| White-Pink | WHPK | 19 | |
| Brown-Pink | BNPK | 20 | |
| White-Blue | BUWH | 21 | |
| Brown-Blue | BNBU | 22 | |
| White-Red | RDWH | 23 | |
| Brown-Red | BNRD | 24 | |
| White-Black | BKWH | 25 | |

4. General assembly notes

- Observe the permitted tightening torque MA of screws 3.

¹⁾ As per DIN IEC 757, DIN IEC 60757