




Air solenoid valve VZWM-L-M22C-G34-F5-R1

Part number: 546165

FESTO



 General operating condition

Data sheet

Feature	Value
Structural design	Diaphragm valve servo-controlled
Actuation type	Electrical
Sealing principle	Soft
Mounting position	Preferably upright
Type of mounting	Line installation
Fitting connection	G3/4
Electrical connection	Solenoid coil type MH-... , coil can be ordered as an accessory
Nominal width	25 mm
Valve function	2/2, closed, monostable
Flow direction	Non-reversible
Medium	Compressed air as per ISO 8573-1:2010 [7:4:4] Inert gas Water Neutral liquids
Medium pressure of liquid media	0.05 MPa ... 0.6 MPa
Medium pressure of liquid media	0.5 bar ... 6 bar
Medium pressure of liquid media	7.25 psi ... 87 psi
Medium pressure of gaseous media	0.05 MPa ... 1 MPa
Medium pressure of gaseous media	0.5 bar ... 10 bar
Medium pressure of gaseous media	7.25 psi ... 145 psi
Burst pressure	4 MPa
Burst pressure	40 bar
Burst pressure	580 psi
Overload pressure	3.5 MPa
Overload pressure	35 bar
Overload pressure	507.5 psi
Pressure difference	0.05 MPa
Differential pressure	0.5 bar
Pressure difference	7.25 psi

Feature	Value
Type of control	Pilot-controlled
Symbol	00995681
Max. viscosity	22 mm ² /s
Temperature of medium	-10 °C ... 60 °C
Temperature of liquid media	5 °C ... 50 °C
Ambient temperature	-10 °C ... 60 °C
Flow rate Kv	8.5 m ³ /h
Normal nominal flow rate (normalized to DIN 1343)	10000 l/min
On switching time	15 ms
Response time "on" for liquid media	420 ms
Switching time off	12 ms
Response time "off" for liquid media	950 ms
b-value	0.5
C value	39 l/sbar
Note on materials	RoHS-compliant
LABS (PWIS) conformity	VDMA24364 zone III
Housing material	Cast stainless steel
Material number of housing	1.4581
Seals material	NBR
Armature tube material	High-alloy steel
Product weight	1200 g
CE marking (see declaration of conformity)	as per EU pressure equipment directive
UKCA marking (see declaration of conformity)	according to UK regulations for pressure equipment
Corrosion resistance class (CRC)	3 - High corrosion stress
Max. torque for cover screw	30 Nm
Max. tightening torque for connecting thread	200 Nm
Max. tightening torque for coil fastening	2 Nm