




# Air solenoid valve VZWM-L-M22C-N114-F5-R1

Part number: 546175

FESTO



 General operating condition

## Data sheet

Feature	Value
Structural design	Diaphragm valve servo-controlled
Actuation type	Electrical
Sealing principle	Soft
Mounting position	Preferably upright
Type of mounting	Line installation
Fitting connection	1 1/4 NPT
Electrical connection	Solenoid coil type MH-... , coil can be ordered as an accessory
Nominal width	40 mm
Valve function	2/2, closed, monostable
Flow direction	Non-reversible
Medium	Compressed air as per ISO 8573-1:2010 [7:4:4] Inert gas Water Neutral liquids
Medium pressure of liquid media	0.07 MPa ... 0.6 MPa
Medium pressure of liquid media	0.7 bar ... 6 bar
Medium pressure of liquid media	10.15 psi ... 87 psi
Medium pressure of gaseous media	0.07 MPa ... 1 MPa
Medium pressure of gaseous media	0.7 bar ... 10 bar
Medium pressure of gaseous media	10.15 psi ... 145 psi
Burst pressure	4 MPa
Burst pressure	40 bar
Burst pressure	580 psi
Overload pressure	4 MPa
Overload pressure	40 bar
Overload pressure	580 psi
Pressure difference	0.07 MPa
Differential pressure	0.7 bar
Pressure difference	10.15 psi

Feature	Value
Type of control	Pilot-controlled
Symbol	00995681
Max. viscosity	22 mm <sup>2</sup> /s
Temperature of medium	-10 °C ... 60 °C
Temperature of liquid media	5 °C ... 50 °C
Ambient temperature	-10 °C ... 60 °C
Flow rate Kv	21.3 m <sup>3</sup> /h
Normal nominal flow rate (normalized to DIN 1343)	24000 l/min
On switching time	26 ms
Response time "on" for liquid media	1400 ms
Switching time off	20 ms
Response time "off" for liquid media	1900 ms
b-value	0.6
C value	75 l/sbar
Note on materials	RoHS-compliant
LABS (PWIS) conformity	VDMA24364 zone III
Housing material	Cast stainless steel
Material number of housing	1.4581
Seals material	NBR
Armature tube material	High-alloy steel
Product weight	2600 g
CE marking (see declaration of conformity)	as per EU pressure equipment directive
UKCA marking (see declaration of conformity)	according to UK regulations for pressure equipment
Corrosion resistance class (CRC)	3 - High corrosion stress
Max. torque for cover screw	30 Nm
Max. tightening torque for connecting thread	450 Nm
Max. tightening torque for coil fastening	2 Nm