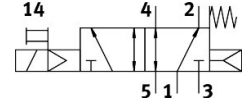




Air solenoid valve VUVG-S10-M52-RT-M5-1H2L-W1

FESTO

Part number: 577324



 General operating condition

Data sheet

| Feature | Value |
|---|--|
| Valve function | 5/2, monostable |
| Actuation type | Electrical |
| Valve size | 10 mm |
| Normal nominal flow rate (normalized to DIN 1343) | 220 l/min |
| Pneumatic working port | M5 |
| Operating voltage | 24V DC |
| Operating pressure | 0.25 MPa ... 0.8 MPa |
| Operating pressure | 2.5 bar ... 8 bar |
| Structural design | Piston gate valve |
| Reset method | Mechanical spring Pneumatic spring |
| Certification | RCM compliance mark c UL us - Recognized (OL) |
| CE marking (see declaration of conformity) | As per EU EMC directive As per EU low voltage directive As per EU RoHS directive |
| UKCA marking (see declaration of conformity) | To UK RoHS instructions To UK instructions for electrical equipment |
| Degree of protection | IP40 With plug socket |
| Nominal width | 3.2 mm |
| Exhaust air function | With flow control option |
| Sealing principle | Soft |
| Mounting position | Any |
| Manual override | Detenting Non-detenting Covered |
| Type of control | Pilot-controlled |
| Pilot air supply port | Internal |
| Symbol | 00992233 |
| Lap | Overlap |
| Pilot pressure MPa | 0.25 MPa ... 0.8 MPa |
| Pilot pressure | 2.5 bar ... 8 bar |
| Suitability for vacuum | no |
| Switching time off | 17 ms |
| On switching time | 8 ms |
| Duty cycle | 100% |
| Max. positive test pulse with 0 signal | 700 µs |

| Feature | Value |
|---|--|
| Max. negative test pulse on 1 signal | 900 µs |
| Coil characteristics | 24 V DC: 1.0 W |
| Permissible voltage fluctuations | +/- 10 % |
| Operating medium | Compressed air as per ISO 8573-1:2010 [7:4:4] |
| Information on operating and pilot media | Operation with oil lubrication possible (required for further use) |
| Vibration resistance | Transport application test with severity level 2 as per FN 942017-4 and EN 60068-2-6 |
| Restricted ambient and media temperature | -5 - 50 °C Without holding power reduction |
| Shock resistance | Shock test with severity level 2 as per FN 942017-5 and EN 60068-2-27 |
| Corrosion resistance class (CRC) | 2 - Moderate corrosion stress |
| LABS (PWIS) conformity | VDMA24364-B1/B2-L |
| Cleanroom suitability, measured according to ISO 14644-14 | Class 5 according to ISO 14644-1 |
| Temperature of medium | -5 °C ... 60 °C |
| Ambient temperature | -5 °C ... 60 °C |
| Product weight | 45 g |
| Electrical connection | 2-pin Connection diagram H, horizontal connection Cable with open end |
| Type of mounting | On terminal strip With through-hole |
| Pneumatic connection 1 | M5 |
| Pneumatic connection 2 | M5 |
| Pneumatic connection 3 | M5 |
| Pneumatic connection 4 | M5 |
| Pneumatic connection 5 | M5 |
| Note on materials | RoHS-compliant |
| Seals material | HNBR NBR |
| Housing material | Wrought aluminum alloy |